



# Competence in Labware

---

Labware range



# Welcome!

---

VITLAB has over 100 years of tradition. The company VITRI GmbH & Co. KG was established in 1908 in Mühlthal, and the laboratory division was spun off in 1989 as VITLAB. Today, VITLAB is one of the leading manufacturers of liquid handling instruments and performance plastic laboratory products for one-time or long-term use. We develop and manufacture these laboratory products at our own production facility.

Our extensive range of products provides optimal support in your laboratory work in a wide variety of application ranges. Regardless of whether your work involves volume measurement, sampling or storage: VITLAB products will facilitate it while continuing to ensure that you achieve perfect results.

We hope that this new catalogue will serve as a valuable resource to aid in your lab work. We would be glad to respond to your enquiries, and look forward to receiving suggestions and ideas from our users.



This catalogue describes our products and provides all essential information. You will find detailed data regarding the various plastics clearly presented in the chapter entitled “General and Technical Information”. To simplify your search, our product range has been categorised into the following areas of application: volume measurement, saving and storing, bottling and decanting, preparation, separation, and concentration.

Under “Volume Measurement”, for example, you will find our complete product line for liquid handling, including dispensing, pipetting, and titration, as well as a wide variety of classical volumetric instruments such as volumetric flasks, measuring cylinders, and associated accessories.

In addition to the range of products that appears in our catalogue, we also produce plastic products according to customer specification. For example, bottles and beakers required for special tasks can be commissioned with a specified geometry and thickness. Optionally, the products can be printed with an individualised scale or with customised labelling. Labware for promotional use can be designed and printed with a company name and logo. We can even accommodate requests for individualised packaging formats, materials, and designs. Further information is available in the VITLAB® Promotional chapter.

Many possibilities can be realised – don’t hesitate to ask what we can do for you!







# VITLAB

## Your reliable p



### Certified quality

Independent inspections and routine internal audits guarantee the effectiveness of VITLAB's quality management system throughout the entire company, from development to shipment. As a result, the phrase 'Made by VITLAB' has become synonymous with quality.



Over 98% of our product line is made in Germany. Supplemental procedures such as tempering and volume testing are conducted in our own facilities, which guarantees the highest possible product quality and measurement accuracy. Our continuous improvement paradigm supports our goal of 0% failure.



The VITLAB Quality Management System has been continuously certified since January 1994, currently according to DIN EN ISO 9001:2008. Active stewardship of the environment is an equally strong pillar of our business philosophy. VITLAB has been certified according to DIN EN ISO 14001 since May, 1999.



# artner



## Prompt deliveries Competent customer service

The highly efficient logistics in the Großostheim production facility facilitate the shortest possible delivery times for all products listed in the catalogue. For the standard articles, we strive for an availability of over 94%.

Due to its intensive partnerships with distributors in over 70 countries, VITLAB can offer sound on-site advice, individual support, and quick answers to your questions. Our qualified product training sessions provide comprehensive technical and application-oriented information on using our products. Should problems arise, our expert repair service keeps downtime as short as possible.

VITLAB products can be ordered from specialist dealers worldwide. Our authorised sales partners can be found on the internet at:

**[www.vitlab.de](http://www.vitlab.de)**

Or contact us directly.



# For your information

---



## Your contact Customer Service

Our Customer Service staff is at your service to provide you with competent advice and answers to all your queries and questions concerning offers, orders and deliveries. Our Product Management and Sales Team are at your disposal – also “on site” – with any technical information or assistance that you might require for your application.

**VITLAB GmbH**, Customer Service

Tel: +49 (0) 6026 9 77 99-0

Fax: +49 (0) 6026 9 77 99-30


E-mail: [info@vitlab.de](mailto:info@vitlab.de)

Web: [www.vitlab.de](http://www.vitlab.de)

Please understand that technical specifications, catalogue numbers and designs may change after this catalogue is published. The illustrations used are for representation only, and the details may vary from the description. All measurements, with the exception of exact tolerances, should be understood as approximate values. Please keep in mind that the actual testing and measuring results can be influenced by a variety of factors that are beyond our control. Therefore, you should carefully check the transferability of the data applying it to a particular application.

The packaging units (PU) correspond to the minimum order quantities. All up-to-date information is also available on the internet at [www.vitlab.de](http://www.vitlab.de).

If you need additional information, please call us.

**VITLAB**  <sup>®</sup>, **VITLAB** <sup>®</sup>,  
**maneus** <sup>®</sup>, **pipeo** <sup>®</sup>, **VITsafe** <sup>™</sup>  
are brands of **VITLAB GmbH**.

# Table of contents

---

## Volume measurement

Dispensers, bottle-top burettes, burettes, accessories,

Microliter pipettes and tips, pipettes, accessories

Volumetric flasks, measuring cylinders, measuring pitchers, Erlenmeyer flasks

Starting on page 9



## Saving and storing

Wash bottles, dropping bottles, bottles, containers,

Cans, sample tubes, dishes, buckets,

Pans, bowls, racks

Starting on page 61



## Bottling and decanting

Funnels, connectors, stopcocks, valves, sealing tape,

Scoops, spatulas, forceps

Starting on page 99



## Preparation, separation, and concentration

Magnetic stir bars, stirring rods, analytical funnels, Urbanti funnels,

Büchner funnels, sedimentation cones, round-bottom flask, gas washing bottles,

Desiccators, staining chambers, cuvettes, and accessories

Starting on page 109



## VITLAB® Promotional

Starting on page 127



## General and technical information

Starting on page 131





# Clear product statements

---

Our aim is to provide you with a clear and comprehensive presentation of all relevant product information. For quick reference, we use the following symbols:



DIN ISO-compliant Class A volumetric instruments



CC, conformity-attested products according to DIN ISO, with certificate



Food-safe products according to EC Directive No. 10/2011



Products with high protection for light-sensitive substances



Products individually packaged in PE bags, labelled with the article number, description and EAN code



Products that can be autoclaved at 121 °C (2 bar) according to DIN EN 285. Note restrictions!



CE mark according to EU Guideline 2004/108/EC, 93/68/EEC; 73/23/EEC, and 93/68/EEC



CE-IVD mark according to EU Guideline 98/79/EC

# Perfection in Liquid Handling

HIGHEST RELIABILITY IN DISPENSING



**VITLAB** <sup>®</sup>  
Competence in Labware

## VITLAB® Dispenser line: genius, simplex, and TA

VITLAB bottle-top dispensers are available for a broad spectrum of applications in the dispensing of exact volumes. VITLAB® genius and simplex can be used for practically any task, while VITLAB® TA dispensers have been specially developed for use in trace analysis and with highly concentrated media. As they are produced from materials with extremely high chemical resistance, VITLAB bottle-top dispensers are very robust and reliable.



	VITLAB® genius/simplex	VITLAB® TA
Applications	Salt solutions, acids, alkalis, and many organic solvents	Specially for use in trace analysis for dispensing high-purity and highly concentrated acids and alkalis, as well as hydrogen peroxide, bromine and HF
Components in contact with media	Borosilicate glass, FEP, ETFE, PFA, PTFE, platinum-iridium, PVDF (screw cap).	Various fluoroplastics (e.g., ETFE, FEP, PFA, PTFE), Al <sub>2</sub> O <sub>3</sub> -sapphire, platinum-iridium or tantalum (depending on the model)
Operating limits	Temperature: +15 °C to +40 °C Steam pressure: max. 500 mbar Viscosity: max. 500 mm <sup>2</sup> /s Density: max. 2.2 g/cm <sup>3</sup>	Temperature: +15 °C to +40 °C Steam pressure: max. 600 mbar Viscosity: max. 500 mm <sup>2</sup> /s Density: max. 3.8 g/cm <sup>3</sup>

General guide for dispenser selection (for the classification of dispenser media, see the next page).

Salt solutions	Acids and alkalis	Solvents	High-purity and highly concentrated acids and alkalis	Hydrofluoric acid (HF), bromine, hydrogen peroxide
VITLAB® genius/simplex →		VITLAB® genius/simplex →		
			VITLAB® TA →	



# Volume measurement

Recommended usage ranges for VITLAB® genius and VITLAB® simplex:

Medium	Medium	Medium
O Acetaldehyde	O Acetic acid	O Urea
O Acetone	O Chloronaphthalene	I Hydrochloric acid, 37%
O Acetonitrile	I Chromic acid	O Lactic acid
O Acetylacetone	I Chromic-sulphuric acid	I Magnesium chloride
O Acrylic acid	I Copper sulphate	I Mercury chloride
O Acrylonitrile	O Cresol	O Methanol
O Adipic acid	O Cumene (isopropylbenzene)	O Methoxybenzene
O Allyl alcohol	O Cyclohexanone	O Methyl butyl ether
I Aluminium chloride	O Decane	O Methyl formate
O Amino acids	O 1-Decanol	O Methyl propyl ketone
I Ammonia solution	O Di(ethylene glycol)	O Mineral oil (motor oil)
I Ammonium chloride	O Dibenzyl ether	O Monochloroacetic acid, 50%
I Ammonium fluoride	O Dichlorobenzene	I Nitric acid, 60%
I Ammonium hydroxide	O Dichloroethane	O Nitrobenzene
I Ammonium sulphate	O Dichloromethane	O Octane
O Amyl acetate	O Diethanolamine	O Oleic acid
O Amyl alcohol (pentanol)	O Diethyl ether	O Oxalic acid
O Amyl chloride (chloropentane)	O Diethylamine	I Perchloric acid
O Aniline	O 1,2 Diethylbenzene	O Petroleum
I Barium chloride	O Dimethyl sulphoxide (DMSO)	O Phenol
O Benzaldehyde	O Dimethylaniline	O Phenylethanol
O Benzene	O Dimethylformamide (DMF)	O Phenylhydrazine
O Benzoyl chloride	O 1,4 Dioxane	I Phosphoric acid, 85%
O Benzyl alcohol	O Diphenyl ether	I Phosphoric acid, 85% + sulphuric acid, 98%, 1:1
O Benzyl chloride	O Ethanol	O Piperidine
O Benzylamine	O Ethanolamine	O Propanol
I Boric acid	O Ethyl acetate	O Propionic acid
O Bromobenzene	O Formaldehyde	O Propylene glycol (propanediol)
O Bromonaphthalene	O Formamide	O Propylene oxide
O Butanediol	O Glacial acetic acid	O Pyridine
O 1-Butanol	O Glycerine	O Salicylaldehyde
O n-Butyl acetate	O Glycol (ethylene glycol)	O Salicylic acid
O Butyl methyl ether	O Glycolic acid, 50%	O Silver acetate
O Butylamine	O Heating oil (Diesel oil)	I Silver nitrate
O Butyric acid	O Hexane	O Sodium acetate
I Calcium carbonate	O Hexanoic acid	I Sodium chloride
I Calcium chloride	O Hexanol	I Sodium dichromate
I Calcium hydroxide	I Hydroiodic acid	I Sodium fluoride
I Calcium hypochlorite	I Iodine / potassium iodide solution	I Sodium hydroxide, 30%
O Chloroacetaldehyde	O Isoamyl alcohol	I Sodium hypochlorite
O Chloroacetic acid	O Isobutanol	I Sulphuric acid, 98%
O Chloroacetone	O Isopropanol (2-propanol)	O Tartaric acid
O Chlorobenzene	O Isopropyl ether	O Tetramethylammonium hydroxide
O Chlorobutane	O Methyl ethyl ketone	O Toluene
O Formic acid	I Potassium chloride	O Turpentine
O Gasoline	I Potassium dichromate	O Xylene
O Methyl benzoate	I Potassium hydroxide	I Zinc chloride
O Pyruvic acid	I Potassium permanganate	I Zinc sulphate

The above data have been carefully checked and reflect the current state of knowledge. Always follow the instructions for use that accompany the instrument as well as the reagent manufacturer's instruction manual. In addition to the chemicals listed above, solutions of a wide variety of organic or inorganic salts (e.g., biological buffers), biological detergents, and cell culture media can be dispensed. Should you require information on chemicals not listed, please do not hesitate to contact us. Last updated: 03/12.

I Inorganic media

O Organic media

## VITLAB® genius



VITLAB® genius bottle-top dispensers are a family of instruments with proven precision that offer many advantages in routine liquid-handling operations. VITLAB® genius instruments are suitable for a wide variety of applications, and can be used in practically any operation, since the materials that come into contact with media (PTFE, PFA, FEP, borosilicate glass and platinum-iridium) are resistant to most acids, bases, and solvents. Reagent loss while ventilating is avoided with the patented (EP 542 241) recirculation valve. The simple-to-use calibration function helps meet all the requirements for test equipment monitoring without downtime.

VITLAB® genius is equipped with a positive displacement piston and a fluoroplastic (PFA) sealing lip on the cylinder wall. The latter acts like a windscreen wiper to prevent crystal build-up on the cylinder wall from readily crystallisable media. The glass cylinder is also coated with a plastic material that reduces the risk of splashes should breakage occur. The telescopic filling tube can be adjusted smoothly to different bottle heights.

The VITLAB® genius is completely autoclavable at 121 °C (2 bar) according to DIN EN 285, and is certified compliant with DIN 12600.

Included in delivery:

VITLAB® genius with 3 threaded adapters made from PP.

Nominal volumes of 2.5 - 10 ml (screw coupling GL 32) with adapters GL 28, S 40 and GL 45.

Nominal volumes of 25 - 100 ml (screw coupling GL 45) with adapters GL 32, GL 38 and S 40.

Telescopic filling tube (200 - 350 mm), mounting tool, instruction manual, and quality certificate stating all test values.

Volume ml	Graduation ml	A* ≤ ± %	CV* ≤ %	PU	Cat. No.
0.25 - 2.5	0.05	0.6	0.1	1	1605503
0.5 - 5.0	0.10	0.5	0.1	1	1605504
1.0 - 10.0	0.20	0.5	0.1	1	1605505
2.5 - 25.0	0.50	0.5	0.1	1	1605506
5.0 - 50.0	1.00	0.5	0.1	1	1605507
10.0 - 100.0	2.00	0.5	0.1	1	1605508

\* Accuracy and coefficient of variation according to DIN EN ISO 8655-5

Accessories  
can be found on page 14.

# Volume measurement

## VITLAB® simplex



Drawing quantities of liquids from large supply bottles is a daily routine in the lab. This manual task must be carried out quickly, accurately, reproducibly, simply and safely.

VITLAB® simplex bottle-top dispensers are a family of instruments with proven precision that offer many advantages in routine liquid-handling operations. The positive displacement piston in this instrument is equipped with a fluoroplastic (PFA) sealing lip on the cylinder wall. This acts like a windscreen wiper to prevent crystal build-up on the cylinder wall from readily crystallisable media.

The glass cylinder is also coated with a plastic material that reduces the risk of splashes should breakage occur. The telescopic filling tube can be adjusted smoothly to the height of the bottle.

Since the materials in contact with the media (PTFE, PFA, FEP, borosilicate glass and platinum-iridium) are resistant to most acids, bases, and solvents, VITLAB® simplex bottle-top dispensers can be used in practically any operation.

The VITLAB® simplex is completely autoclavable at 121 °C (2 bar) according to DIN EN 285, and is certified compliant with DIN 12600.

Included in delivery:

VITLAB® simplex with 3 threaded adapters made from PP.

Nominal volumes of 2.5 - 10 ml (screw coupling GL 32) with adapters GL 28, S 40 and GL 45.

Nominal volumes of 25 - 100 ml (screw coupling GL 45) with adapters GL 32, GL 38 and S 40.

Telescopic filling tube (200 - 350 mm), mounting tool, instruction manual, and quality certificate stating all test values.



Volume ml	Graduation ml	A* ≤ ± %	CV* ≤ %	PU	Cat. No.
-----------	---------------	-------------	------------	----	----------

### VITLAB® simplex

0.25 - 2.5	0.05	0.6	0.1	1	1601503
0.5 - 5.0	0.10	0.5	0.1	1	1601504
1.0 - 10.0	0.20	0.5	0.1	1	1601505
2.5 - 25.0	0.50	0.5	0.1	1	1601506
5.0 - 50.0	1.00	0.5	0.1	1	1601507
10.0 - 100.0	2.00	0.5	0.1	1	1601508

### VITLAB® simplex fix

1.0	-	0.6	0.1	1	1602502
5.0	-	0.5	0.1	1	1602504
10.0	-	0.5	0.1	1	1602505

\* Accuracy and coefficient of variation according to DIN EN ISO 8655-5

Accessories  
can be found on page 14.





## Bottles for VITLAB® genius and simplex

Threaded brown glass (soda lime glass) bottles with an ethylene acrylate coating for increased safety, and a screw cap. The plastic coating significantly reduces hazardous glass splintering during breakage. The maximum working temperature for coated bottles is 80 °C. To preserve the coating, do not clean at temperatures exceeding 60 °C.

Volume	Shape	Bottle neck threads GL	PU	Cat. No.
100	round	GL 28	1	1671505
100	square	GL 32	1	1671506
250	square	GL 32	1	1671515
500	square	GL 32	1	1671520
1000	square	GL 45	1	1671500
2500	round	GL 45	1	1671510



## Adapter for VITLAB® genius and simplex

For securely screwing the dispenser onto the reagent bottles with an NS neck, GL screw threading or an S buttress thread.

Description	External thread	Bottle neck threads	PU	Cat. No.
NS-adapter, PP	GL 32	NS 19/26	1	1670066
NS-adapter, PP	GL 32	NS 24/29	1	1670067
NS-adapter, PP	GL 32	NS 29/32	1	1670068
Thread adapter, PP	GL 32	GL 25	1	1670150
Thread adapter, PP	GL 32	GL 28	1	1670155
Thread adapter, PP	GL 32	GL 38	1	1670165
Thread adapter, PP	GL 32	GL 45	1	1670175
Thread adapter, PP	GL 32	S*40	1	1670170
Thread adapter, PP	GL 38	GL 32	1	1670085
Thread adapter, PP	GL 45	GL 32	1	1670180
Thread adapter, PP	GL 45	GL 38	1	1670110
Thread adapter, PP	GL 45	S*40	1	1670120

\* Buttress thread

# Volume measurement

## Drying tube for VITLAB® genius and simplex

PP, transparent, unfilled. Can be connected directly to the dispenser.

Description	PU	Cat. No.
Drying tube, PP, unfilled	1	1671095



## Discharge tube for VITLAB® genius and simplex

Discharge tube, flexible, PTFE, 80 cm in length.

Description	PU	Cat. No.
Discharge tube for simplex / genius 2.5, 5 and 10 ml	1	1650086
Discharge tube for simplex / genius 25, 50 and 100 ml	1	1650111



## Filling tubes for VITLAB® genius and simplex

Description	Length mm	PU	Cat. No.
Telescoping filling tube, FEP, ETFE, PTFE, for all sizes	200 - 350	1	1671085
Filling tube, FEP, for simplex/genius 2.5, 5 and 10 ml	220	1	1650020
Filling tube, FEP, for simplex/genius 2.5, 5 and 10 ml	335	1	1650025
Filling tube, FEP, for simplex/genius 25, 50 and 100 ml	250	1	1650030
Filling tube, FEP, for simplex/genius 25, 50 and 100 ml	335	1	1650035



## VITLAB® TA

**NEW**



The new Dispenser VITLAB® TA is the dispensing instrument of choice for fulfilling the strictest purity requirements for trace analysis. A special cleaning procedure, well proven in practice, is employed prior to the use in trace analysis, making it possible to operate in an extremely contamination-free manner.

- The parts that are in contact with media are made of various fluoroplastics (e.g. ETFE, FEP, PFA, PTFE), Al<sub>2</sub>O<sub>3</sub>-sapphire, platinum-iridium or tantalum (depending on model)
- The release of trace metal content can be kept in the low ppb, and depending on application, even in the ppt range
- Exchangeable valve spring: A platinum-iridium or tantalum valve spring can be used, depending on the application  
Pt-Ir is suitable for hydrofluoric acid or sodium hydroxide  
Tantalum is suitable for dispensing hydrogen peroxide
- A field-tested cleaning process to employ before use in trace analysis is described in the instruction manual
- Outstanding chemical resistance, especially to aggressive media such as highly concentrated acids and alkalis, hydrogen peroxide, hydrofluoric acid, and bromine
- Modular structure for simply dismantling while cleaning and for replacing the dispensing cartridge

Graduation 0.2 ml  
 A\* ≤ ± 0.5 % / 50 µl  
 CV\* ≤ 0.1 % / 10 µl

\* Error limits according to DIN EN ISO 8655-5, based on nominal volume (= maximum volume) printed on the instrument if the instrument, the environment and dist. H<sub>2</sub>O are at the same temperature (20 °C). Testing takes place according to DIN EN ISO 8655-6 with a completely filled instrument and with uniform and smooth dispensing.


Certified DIN 12 600 compliance.

Included in delivery:

VITLAB® TA dispenser with adjustable variable volumes, certified compliant according to DIN 12600, with quality certificate, telescoping filling tube, mounting tool, GL 28/S 28 (ETFE), GL 32 (ETFE), and S 40 (PTFE) bottle adapters, and instruction manual. Optionally with or without recirculation valve.

Volume ml	Valve spring	Recirculation	PU	Cat. No.
1.0 - 10.0	Platinum-iridium	no	1	1607515
1.0 - 10.0	Platinum-iridium	yes	1	1607525
1.0 - 10.0	Tantalum	no	1	1607535
1.0 - 10.0	Tantalum	yes	1	1607545

Accessories can be found on the following two pages.



# Volume measurement

## Recommended dispensing media for VITLAB® TA

Dispensing medium	Valve spring: Pt-Ir	Valve spring: Ta
Acetic acid	+	+
Ammonia solution	+	+
Bromine	+	+
Hydrochloric acid	+	+
Hydrofluoric acid*)	+	-
Hydrogen peroxide	-	+
Nitric acid	+	+
Perchloric acid	+	+
Sodium hydroxide, 30%	+	-
Sulphuric acid	+	+
Water	+	+

+ suitable / - unsuitable

\*) Note: Hydrofluoric acid attacks sapphire to a slight extent. Thus slightly elevated aluminum values may occur.

Please see page 40 for our wide range of PFA volumetric flasks, bottles and sample containers, perfect for use with our dispenser VITLAB® TA.

## Recirculation valve for VITLAB® TA

**NEW**

Exchangeable, choice between tantalum and platinum-iridium depending on the application.

Valve spring	PU	Cat. No.
Platinum-iridium	1	1671050
Tantalum	1	1671055




## Dispensing cartridge for VITLAB® TA

**NEW**

Calibrated, including safety ring, with quality certificate. Nominal volume 10 ml.

Description	PU	Cat. No.
Dispensing cartridge	1	1670700



## Plastic stand for VITLAB® TA

**NEW**

For secure anchoring, made entirely of polypropylene for contamination-free operation (no metal). Stand rod: 300 mm; base: 220 x 160 mm; weight: 1,130 g.

Description	PU	Cat. No.
Plastic stand	1	1671116





## Telescoping filling tube for VITLAB® TA

**NEW**

Individually adjustable lengths.

Description	Length mm	PU	Cat. No.
Telescoping filling tube, FEP, PTFE	70 – 140	1	1671080
Telescoping filling tube, FEP, PTFE	125 – 240	1	1671082
Telescoping filling tube, FEP, PTFE	195 – 350	1	1671083
Telescoping filling tube, FEP, PTFE	250 – 480	1	1671086



## Adapter for VITLAB® TA

**NEW**

For securely screwing the dispenser onto reagent bottles with GL screw threading or an S buttress thread.

Description	External thread	Bottle neck threads	PU	Cat. No.
Thread adapter, ETFE	GL 32	GL 25	1	1670072
Thread adapter, ETFE	GL 32	GL 28	1	1670080
Thread adapter, ETFE	GL 32	GL 45	1	1670105
Thread adapter, ETFE	GL 32	S*40	1	1670092
Thread adapter, ETFE	GL 45	GL 32	1	1670100
Thread adapter, ETFE	GL 45	GL 38	1	1670115
Thread adapter, PTFE	GL 45	S*40	1	1670125

\* Buttress thread



# Volume measurement

## VITLAB® piccolo



For dispensing tiny quantities of liquids in all areas of biochemical and medical research.

Even the smallest quantities can be dispensed directly from the bottle with the VITLAB® piccolo - a big help, particularly for serial dispensing operations. Special advantage: Disposable tips are unnecessary. This reduces costs.

The ergonomic design makes dispensing effortless and stress-free. The VITLAB® piccolo can be operated with only one hand. Use the thumb to depress the volume dispensing button, just as with a pipette, and a reset mechanism refills the volume automatically.

The discharge tube can be rotated over 360° so that it is always optimally situated with respect to the bottle label.

In order to guarantee high resistance to chemicals and a broad range of applications, only high-quality materials, such as PTFE, PFA, ETFE, FEP, borosilicate glass, and platinum-iridium come in contact with the media.

VITLAB® piccolo 1 with a fixed volume

VITLAB® piccolo 2 with two fixed volumes

Included in delivery:

VITLAB® piccolo 1 or 2 with GL 28 connecting threads, mounting tool, and instruction manual.



Type	Volume µl	A* ≤ ± %	CV* ≤ %	PU	Cat. No.
piccolo 1	100	3.0	0.4	1	1610501
piccolo 1	200	2.5	0.4	1	1610502
piccolo 1	250	2.0	0.4	1	1610503
piccolo 1	500	1.5	0.3	1	1610504
piccolo 1	1000	1.0	0.2	1	1610506
piccolo 2	100 / 250	2.0	0.4	1	1611503
piccolo 2	500 / 1000	1.0	0.2	1	1611506
piccolo 2	1000 / 2000	1.0	0.2	1	1611508

\* Accuracy and coefficient of variation according to DIN EN ISO 8655-5

Other volumes available upon request.

## Adapter for VITLAB® piccolo

For securely screwing the dispenser onto reagent bottles with GL screw threading.

Description	External thread	Bottle neck threads	PU	Cat. No.
Thread adapter, PP, piccolo	GL 28	GL 32	1	1670145




# Perfection in Liquid Handling

RAPID AND ACCURATE TITRATION



**VITLAB**   
Competence in Labware

## VITLAB® continuous E/RS



Chemical volumetric analysis with small and the most minute liquid volumes requires substantial concentration. The VITLAB® continuous bottle-top burette (Figure 1) enables continuous titration, which leads to rapid, convenient, and accurate results. The angled display shows 4-position titration volume in large, easily read numbers (Figure 2), which simplifies operation. Turning the two hand wheels supplies the titration medium in a continuous and pulse-free manner via the patented double-piston pump (EP 801 982) (Figure 3). Filling procedures are not necessary. This innovative technology increases safety; its compact design and low centre of gravity reduce risk of overturning, especially with smaller bottles. The height and length of the discharge tube can be adjusted, making it possible to work safely with both short and tall bottles. The patented recirculation system (EP 542 241) (Figure 4) prevents the loss of valuable reagent and reduces the risk of splashes. With its simple-to-use calibration function, VITLAB® continuous fulfils the corresponding requirements for test equipment monitoring without instrument downtime. Margins of error are under those specified in the DIN EN ISO 8655-3 standard, even for partial volumes. VITLAB® continuous is certified compliant with DIN 12600.

- Continuous supply of titration medium using a patented double-piston pump
- Continuous, precise control of the titration rate with large, easy-grip hand wheels
- Simple, medium-specific readjustment / calibration using the keypad
- Easily readable, large numbers
- Long operating life using two easily-replaced 1.5 V microbatteries
- No loss of medium thanks to a patented recirculation valve
- Freely rotatable 360° around the bottle for optimal orientation of the label
- Adjustable for various bottle sizes using the corresponding adapter.
- Telescopic discharge tube which can be adjusted in both height and length
- Adjustable telescopic discharge tube suitable for a variety of bottle heights

Included in delivery:

VITLAB® continuous E/RS, with GL 45 connecting threads and GL 32, GL 38 and S\*40 (buttress thread) size PP thread adapters, telescopic filling tube (200 - 350 mm), telescopic discharge tube (140 - 220 mm), two 1.5 V microbatteries (LR 03/AAA), instruction manual, and quality certificate.

Type	Volume/rot.** ml	A* ≤ ± %	CV* ≤ %	PU	Cat. No.
E	2.5	0.2 at 25 ml	0.1 at 25 ml	1	1620506
RS	5.0	0.2 at 50 ml	0.1 at 50 ml	1	1620507

\*Accuracy and coefficient of variation according to DIN EN ISO 8655-3

\*\*Volume dispensed per rotation of the hand wheel

# Volume measurement

## Recommended range of use for VITLAB® continuous E/RS

The VITLAB® continuous E/RS bottle-top burette can be used for the following titrants up to a concentration of 1 mol/L:

Medium	Medium
Acetic acid	Potassium hydroxide
Ammonium iron (II) sulphate solution	Potassium iodate solution
Ammonium thiocyanate solution	Potassium permanganate solution
Barium chloride solution	Potassium thiocyanate solution
Bromide bromate solution	Silver nitrate solution
Cerium (IV) sulphate solution	Sodium arsenite solution
EDTA solution	Sodium carbonate solution
Hydrochloric acid	Sodium chloride solution
Iodine solution	Sodium hydroxide
Iron (II) sulphate solution	Sodium nitrite solution
Nitric acid	Sodium thiosulphate solution
Oxalic acid solution	Sulphuric acid
Perchloric acid	Tetra-n-butylammonium hydroxide solution
Potassium bromate solution	Zinc sulphate solution
Potassium bromide / bromate solution	
Potassium dichromate solution	

The recommendations in this table have been carefully tested and reflect the most current information available. Always follow the instruction manual for the instrument as well as the reagent manufacturer's specifications. Should you require information on chemicals not listed, please do not hesitate to contact us. As at 03/12.

## Threaded bottles for VITLAB® continuous E/RS

Threaded brown glass (soda lime glass) bottles with an ethylene acrylate coating for increased safety, and a screw cap. The plastic coating significantly reduces the hazardous glass splintering during breakage. The maximum working temperature for coated bottles is 80 °C. To preserve the coating, do not clean at temperatures exceeding 60 °C.

Volume ml	Thread GL	Shape	PU	Cat. No.
1000	45	square	1	1671500
2500	45	round	1	1671510





## Adapter for VITLAB® continuous E/RS

For secure screwing of the burettes onto reagent bottles with an NS neck, GL screw threading or an S buttress thread.

Description	External thread	Bottle neck threads	PU	Cat. No.
NS-adapter, PP	GL 32	NS 19/26	1	1670066
NS-adapter, PP	GL 32	NS 24/29	1	1670067
NS-adapter, PP	GL 32	NS 29/32	1	1670068
Thread adapter, PP	GL 32	GL 28	1	1670155
Thread adapter, PP	GL 38	GL 32	1	1670085
Thread adapter, PP	GL 45	GL 32	1	1670180
Thread adapter, PP	GL 45	GL 38	1	1670110
Thread adapter, PP	GL 45	S*40	1	1670120
Thread adapter, ETFE	GL 32	GL 28	1	1670080
Thread adapter, PTFE	GL 38	GL 32	1	1670095
Thread adapter, ETFE	GL 45	GL 32	1	1670100
Thread adapter, ETFE	GL 45	GL 38	1	1670115
Thread adapter, PTFE	GL 45	S*40	1	1670125



Dispenser Accessories  
can be found on pages 14-15.

## Drying tube for VITLAB® continuous E/RS

PP, transparent, unfilled. Can be connected directly to the burette.

Description	PU	Cat. No.
Drying tube, PP, unfilled	1	1671095



## Telescopic filling tube for VITLAB® continuous E/RS

For the filling of titration medium from bottles of different heights.

Description	Length mm	PU	Cat. No.
Telescoping filling tube, FEP, ETFE, PTFE	200 - 350	1	1671085



# Volume measurement

## VITLAB® Dr. Schilling burettes

Burette made of borosilicate glass 3.3, tolerances according to DIN ISO 384 Class B, with high-contrast black markings. Calibrated to deliver 'Ex'. Automatic zero setting. The burette stopcock turns easily and enables fine titration. The holding device for the riser pipe serves as additional shock-proofing.

Materials: burette of borosilicate glass 3.3, PP filling tube, PMP/PTFE burette stopcock, and PE-LD reservoir bottle.

Volume ml	Tolerance ± ml	Graduation ml	Height mm	Bottle ml	PU	Cat. No.
-----------	----------------	---------------	-----------	-----------	----	----------

Burette glass tube with thermally stable plastic coating and Schellbach stripes (blue/white)

25	0.05	0.05	900	1000	1	106599
50	0.10	0.10	900	1000	1	106699

With Schellbach stripes (blue/white)

25	0.05	0.05	900	1000	1	106399
50	0.10	0.10	900	1000	1	106499

Brown glass burettes

25	0.05	0.05	900	1000	1	106799
50	0.10	0.10	900	1000	1	106899




## Burettes, borosilicate glass 3.3

Plastic-coated burette made of borosilicate glass 3.3, tolerances corresponding to DIN ISO 384, Class B. With Schellbach stripes (blue/white) and high-contrast black marking. Calibrated to deliver 'Ex' The burette stopcock turns easily and enables fine titration. The temperature-stable plastic coating on the tube provides splinter protection.

Materials: Burette of borosilicate glass 3.3, with PMP/PTFE burette stopcock.

Volume ml	Tolerance ± ml	Graduation ml	Length mm	PU	Cat. No.
25	0.05	0.05	800	2	105599
50	0.10	0.10	800	2	105699




## Burette stopcocks, PMP/PTFE

Stopcocks made of PMP. Plugs of PTFE with polished surfaces turn easily but fit tightly. Insert with two seals.

Art. No. 105799: For tubes with an inner diameter of  $7.75 \pm 0.1$  mm.

Art. No. 105899: For tubes with an inner diameter of  $11.5 \pm 0.1$  mm.

For burettes ml	Height mm	Tip inner diameter mm	Installed length mm	PU	Cat. No.
25	90	1.25	17	5	105799
50	90	1.25	17	5	105899



## Burette clamps, PP

Practical holder for anchoring burettes vertically on the support stand. The volume scale remains clearly readable.

Burette clamps with slip-resistant rubber-coated tips and springs made of stainless steel.

With stand clamps for securing to rods of diameter 8-14 mm.

Type	PU	Cat. No.
For 1 burette	5	80139
For 2 burettes	5	80140



# Perfection in Liquid Handling

PRECISE AND CONVENIENT PIPETTING



**VITLAB** <sup>®</sup>  
Competence in Labware

## VITLAB® micropipettes

NEW



The new VITLAB® piston-operated pipettes are the ideal manual pipettes for demanding laboratory applications, and have all the features required by users: robust, with ergonomic shape and simple operation, completely autoclavable, highly accurate with simple calibration for long-lasting reliability.

- Central, large pipetting button for easy, uniform piston movement
- Large, ergonomic eject button for rapid replacement of the tips
- Simple volume adjustment for right- and left-handers
- Precise, 4-position volume indicator, with integrated zoom function for optimal readability
- Colour-coded for easy selection of the right pipette tip
- Ergonomic finger loop for convenient handling
- Integrated calibration function for easy calibration without the need for tools
- Corrosion-resistant pistons and ejectors for long product life
- Completely autoclavable

The microliter pipettes are certified compliant with DIN 12600, CE-IVD compliant, and completely autoclavable at 121 °C (2 bar) according to DIN EN 285.

Included in delivery: VITLAB® micropipette, quality certificate, and instruction manual

Volume µl	A* ≤ ± %	CV* ≤ %	Tip µl	PU	Cat. No.
0.5 - 10	1.0	0.5	20	1	1641000
2 - 20	0.8	0.4	200	1	1641002
10 - 100	0.6	0.2	200/300	1	1641004
20 - 200	0.6	0.2	200/300	1	1641006
100 - 1000	0.6	0.2	1000	1	1641008
500 - 5000	0.6	0.2	5000	1	1641010
1000 - 10000	0.6	0.2	10000	1	1641012

\* Calibrated to deliver „Ex‘. \* Accuracy and coefficient of variation based on the nominal volume (= maximum volume) printed on the instrument, if instrument, environment and distilled water are at the same temperature (20 °C), as well as uniform, jerk-free handling. The margins of error are under those specified in DIN EN ISO 8655-2.

Microtubes  
can be found on page 90.

Reagent reservoirs  
can be found on page 32.



# Volume measurement

## VITLAB® micropipette -8/-12 **NEW**

The new VITLAB® -8 and -12 multi-channel pipettes complete the line of VITLAB® piston-operated pipettes, and are characterised by their especially user-friendly operation in the manual pipetting of long series. They have all the features of the VITLAB® single-channel micropipettes: robust, completely autoclavable, highly accurate, with simple calibration for lasting reliability, especially for established multi-channel pipette applications, such as immunological assays, dilutions series, or use with cell cultures in microplate format.

- Lightweight but still robust through the use of innovative plastic materials
- Corrosion-resistant pistons and ejectors for long product life
- Manifold with 360° free rotation in either direction, to offer optimal working positions
- Integrated calibration function for easy calibration without the need for tools
- Ergonomic finger loop for convenient handling
- Short stroke of only 12.5 mm to reduce the risk of muscle disorders (e.g., RSI)
- Central, large pipetting button for easy and uniform piston movement
- The combination of the stepped design of the ejector and special rings made from FKM reduces the effort needed for ejecting the tips
- Especially service-friendly: Shafts and seals can be easily removed, and thus can be directly cleaned or replaced in the laboratory making it possible to avoid long downtime or repairs
- Completely autoclavable

The multi-channel pipettes are certified compliant with DIN 12600, CE-IVD compliant, and completely autoclavable at 121 °C (2 bar) according to DIN EN 285.

Included in delivery: VITLAB® micropipette -8/-12, quality certificate, and instruction manual

Volume µl	A* ≤ ± %	CV* ≤ %	Tip µl	PU	Cat. No.
--------------	-------------	------------	-----------	----	----------

### Micropipette -8

5 - 50	0.8	0.4	200	1	1608002
10 - 100	0.8	0.3	200/300	1	1608004
20 - 200	0.8	0.3	200/300	1	1608006
30 - 300	0.6	0.3	300	1	1608008

### Micropipette -12

5 - 50	0.8	0.4	200	1	1612002
10 - 100	0.8	0.3	200/300	1	1612004
20 - 200	0.8	0.3	200/300	1	1612006
30 - 300	0.6	0.3	300	1	1612008

\* Calibrated to deliver „Ex“. \* Accuracy and coefficient of variation based on the nominal volume (= maximum volume) printed on the instrument, if instrument, environment and distilled water are at the same temperature (20 °C), as well as uniform, jerk-free handling. The margins of error are under those specified in DIN EN ISO 8655-2.





## Accessories for VITLAB® microliter pipettes

**NEW**

With the practical shelf mount and freely rotatable bench-top stand, VITLAB® microliter pipettes can be stored safely and ready to use.

Description	PU	Cat. No.
Shelf mount for 1 pipette	1	1672000
Bench-top stand for 6 single-channel instruments or 6 multi-channel instruments	1	1672002
Filter for pipette, 5 ml	25	1672010
Filter for pipette, 10 ml	25	1672012
Silicone oil for pipettes, up to 1000 µl	1	1672015
Silicone oil for pipettes, 5 ml / 10 ml	1	1672016

## Pipette tips, PP


**NEW**



The pipette tips are certified compliant, CE marked according to the IVD Guideline 98/79 EC and optimally suited for VITLAB® microliter pipettes. In addition, they are also suitable for numerous other types of pipettes. VITLAB® pipette tips are made from high-quality polypropylene and are autoclavable at 121 °C (2 bar) according to DIN EN 285.

## Pipette tip selection guide

Which pipette tips will fit my VITLAB® micropipette?




Tip volume	Tip types	Nominal volume VITLAB® micropipettes						Nominal volume VITLAB® micropipette -8/-12				
		10 µl	20 µl	100 µl	200 µl	1000 µl	5 ml	10 ml	50 µl	100 µl	200 µl	300 µl
0.5 - 20 µl	A	◆										
2 - 200 µl	B		◆	◆	◆				◆	◆	◆	
5 - 300 µl	C			◆	◆				◆	◆	◆	◆
50 - 1000 µl	D					◆						
0.5 - 5 ml	E						◆					
1 - 10 ml	F							◆				

# Volume measurement

## Pipette tips, non-sterile, in a bag **NEW**

The tips are produced under the most modern clean-room conditions, and automatically heat-sealed in bags and packed in cartons. The catalogue number, volume range, and lot number of the tips are printed on each bag.

Volume $\mu$ l	Colour	Packaging	PU	Cat. No.
0.5 - 20	colourless	10 bags with 1000 tips	10000	145494
2 - 200	yellow	10 bags with 1000 tips	10000	145694
50 - 1000	blue	10 bags with 500 tips	5000	145994
500 - 5000	colourless	1 bags with 200 tips	200	146294
1000 - 10000	colourless	2 bags with 100 tips	200	146494



## Tip-Box filled with pipette tips (palleted, non-sterile) **NEW**

PP box with fitted lid. Available in two different heights. The shorter version is for 96 tips up to 300  $\mu$ l, the taller for 100 tips of 1000  $\mu$ l. The box is stackable and autoclavable at 121 °C (2 bar) according to DIN EN 285.

Volume $\mu$ l	Tip types	Packaging	PU	Cat. No.
0.5 - 20	colourless	5 boxes of 96 tips on a gray mounting plate	5	149294
2 - 200	yellow	5 boxes of 96 tips on a yellow mounting plate	5	149494
5 - 300	colourless	5 boxes of 96 tips on a green mounting plate	5	149594
50 - 1000	blue	5 boxes of 100 tips on a blue mounting plate	5	149894



## Tip-Box 5/10 filled with pipette tips (palleted, non-sterile) **NEW**

PP box with fitted lid. Filled with 5 ml tips (28 pc.) or 10 ml tips (18 pc.). The box is autoclavable at 121 °C (2 bar) according to DIN EN 285.

Volume ml	Tip types	Packaging	PU	Cat. No.
0.5 - 5	colourless	1 box of 28 tips on a natural-colour mounting plate	1	150294
1 - 10	colourless	1 box of 18 tips on a natural-colour mounting plate	1	150394





## Reagent reservoir, non-sterile, PP

**NEW**



Transparent, with lid to guard against contamination and spilling out of contents during movement. Optimally suited for working with multi-channel pipettes. Made from PP for excellent chemical resistance and long-term reusability. Autoclavable at 121 °C (2 bar) according to DIN EN 285.

Volume ml	PU	Cat. No.
60	10	319099

# Perfection in Liquid Handling

H I G H   E F F I C I E N C Y   P I P E T T I N G



**VITLAB**   
Competence in Labware





## VITLAB pipeo®



For all pipettes from 0.1 to 100 ml.

With the VITLAB pipeo® pipette controller, pipette handling is simple and comfortable. The ergonomic handle - very light weight at about 190 grams - and excellent balance all contribute to ease of operation. The speed can be adjusted easily, continuously and exactly with one hand using two buttons. A 50 ml pipette can be filled comfortably in less than ten seconds. The liquid release can be done either by gravity delivery when calibrated 'Ex' (to deliver), or in blow out mode using the battery-operated motor.

Pipettes are held securely and tightly in the exchangeable adapter. Liquid vapours are purged directly to protect the instrument,

The charge level of the recyclable battery is shown in the LED display. Defective batteries are easily replaced. To avoid surprises, the LED display changes from green to red two hours before the battery must be recharged. The VITLAB pipeo® can still be operated while the battery is being recharged.

Included in delivery:

VITLAB pipeo®, battery charger, battery, one battery compartment cover, two replacement 0.2 µm membrane filters, instruction manual.

Type	PU	Cat. No.
pipeo® with battery charger for the European continent 230 V/50 Hz	1	1631500
pipeo® with battery charger for UK/Ireland 230 V/50 Hz	1	1631510
pipeo® with battery charger for Australia 230 V/50 Hz	1	1631520
pipeo® with battery charger for Japan 100 V/50 Hz	1	1631530
pipeo® with battery charger for USA 120 V/60 Hz	1	1631540

# Volume measurement

## VITLAB maneus®

NEW



The VITLAB maneus® pipette controller enables both left- and right-handers to operate all normal bulb and graduated pipettes easily and fatigue-free. Its safe and easy handling allows even inexperienced users to adjust the meniscus precisely.

With the new design, unscrewing the adapter enables easy and fast replacement of the hydrophobic membrane filter, which protects the instrument against fluid penetration.

The valve system is optimised so that liquids can be drawn up simply, without exerting pressure. The highly sensitive filling and discharge of liquids are controlled gently by the pipetting knob. Thus, the suction element provides rapid filling of the pipette (capacity: 50 ml in less than 10 seconds). The discharge bellows are used for the emptying (blow-out) of the pipette. The specially moulded intake cone ensures secure seating for all normal bulb and graduated pipettes (0.1 to 100 ml).

The VITLAB maneus® is simple to dismantle, easy to clean, and completely autoclavable at 121 °C (2 bar) according to DIN EN 285.

For all normal bulb and graduated pipettes from 0.1 to 100 ml. With replacement 3 µm membrane filter and instruction manual.



Type	PU	Cat. No.
maneus®	1	1630500

## Accessories for VITLAB pipeo® & maneus®

For a detailed list of replacement parts, please see the instruction manual for the instrument, or visit our homepage: [www.vitlab.de](http://www.vitlab.de).

Description	PU	Cat. No.
Membrane filter, 0.2 µm, sterile, VITLAB pipeo®	1	1670647
Membrane filter, 0.2 µm, non-sterile, VITLAB pipeo®	10	1670648
Membrane filter, 3 µm, non-sterile, VITLAB pipeo®, VITLAB maneus®	10	1670650
Wall rack, VITLAB pipeo®	1	1670660





## Pipette fillers, NR

Classic accessory for pipetting with volumetric or measuring pipettes. With 3 valves.  
Valve A: Air release, Valve B: Liquid filling, Valve E: Liquid dispensing.

Type	PU	Cat. No.
Universal model, for pipettes up to 10 ml	1	104099
Universal model, for pipettes up to 100 ml	1	104199



## Pipette fillers

For pipetting liquids, fit all glass and plastic pipettes. Slow rotation of the actuator-wheels draws liquid into the pipette. Pressing the air bleed valve automatically empties the pipette without returning the piston.

For pipettes ml	Colour	PU	Cat. No.
2	Blue	1	324594
10	Green	1	324694
25	Red	1	324794



# Competence in Volume Measurement

MEASUREMENT TO THE HIGHEST DEGREE



**VITLAB** <sup>®</sup>  
Competence in Labware



# The very highest volumetric instr

Volume measurement is a routine laboratory operation. Therefore, volumetric instruments such as volumetric flasks, measuring cylinders and pipettes are standard equipment in any analytical laboratory.

The importance of the standard of measurement accuracy in your routine laboratory operations cannot be overstated. VITLAB has decades of experience in the development and production of laboratory products which are used to measure volumes. VITLAB is the first manufacturer to produce Class A measuring cylinders from PMP that are certified compliant according to DIN 12681.

All Class A PMP volumetric flasks are optionally available in transparent or UV-absorbing variations for light-sensitive substances.

# Volume precision in instruments

---

## Calibration

**Type "Ex":** The delivered quantity of liquid corresponds to the volume printed on the instrument (pipettes and burettes).

**Type "In":** The contained quantity of liquid corresponds to the volume printed on the instrument (volumetric flasks and measuring cylinders).

VITLAB calibrates each individual volumetric flask "to contain" (In) at a reference temperature of 20 °C. The hydrophobic characteristics of the materials in plastic volumetric instruments lead to the measured volume being the same as the delivered quantity ("In" = "Ex") for aqueous solutions.

## Accuracy classes

**Class A:** The volume tolerances lie within the limits specified by DIN and ISO.

**Class B:** The volume tolerances are twice the error limits for Class A specified by DIN and ISO. Detailed explanations on "accuracy in volume measurement" are available in the chapter on "General and Technical Information".

## Certificate of conformity

The certificate of conformity is VITLAB's guarantee that the respective products comply with the German Calibration Regulations. The special manufacturing process developed by VITLAB, and the proven VITLAB quality management system, ensure compliance with the volume tolerances specified by the standards.







## Volumetric flasks, PFA, Class A, with screw cap, PFA



Highly transparent

Ring mark individually calibrated to 'In'.

Class A tolerances according to DIN EN ISO 1042.

The PFA screw cap guards against contamination.

Outstanding chemical resistance, can be used with strong oxidants, highly concentrated acids and alkalis, hydrocarbons, and ketones.

With laser-engraved lot number and batch certificate. Thermal stress up to 121 °C (autoclaving) does not permanently exceed the tolerance limit.

To preserve the ring mark, do not clean at temperatures exceeding 60 °C.

The advantages of PFA

- Long-term maintenance of low-concentration reference materials in PFA containers
- No memory effects
- Practically no carryover, no cross-contamination due to the extremely hydrophobic, anti-adhesive and smooth surfaces
- High thermal stability, from -200 °C to +260 °C
- Chemical inertness against nearly all chemicals
- Good transparency and dimensional stability, suitable for volumetric instruments
- Easy to clean
- Use of high purity raw materials

Further information on PFA can be found starting on page 132.

Volume ml	Tolerance ± ml	Height mm	Thread GL	PU	Cat. No.
10	0.04	90	18	1	107097
25	0.04	115	18	1	107197
50	0.06	150	18	1	107297
100	0.10	180	18	1	107397
250	0.15	235	25	1	107497
500	0.25	270	25	1	107597

### Compare: VITLAB® volumetric flasks ...

- ... have a circular, precisely calibrated ring mark with which the meniscus can be read accurately from any position
- ... have a straight neck for precise volume measurement
- ... have a specially formed bottom for superior stability

... are MADE IN GERMANY

# Volume measurement

## VITLAB® opaque volumetric flasks, PMP, Class A with NS stoppers, PP

**NEW**



UV-absorbing, highly transparent. For storage of light-sensitive substances.

With ring mark individually calibrated to 'In'.

Class A tolerances according to DIN EN ISO 1042.

With printed lot number and batch certificate.

Thermal stress up to 121 °C (autoclaving) does not permanently exceed the tolerance limit.

To preserve markings, cleaning at no higher than 60 °C is recommended.

Volume ml	Tolerance ± ml	Height mm	Neck NS	PU	Cat. No.
10	0.04	90	10/19	2	670950
25	0.04	115	10/19	2	671950
50	0.06	150	12/21	2	672950
100	0.10	180	14/23	2	673950
250	0.15	235	19/26	2	674950
500	0.25	270	19/26	2	675950
1000	0.40	310	24/29	1	676950



**VITLAB® opaque replaces brown glass** and is...

- ... substantially lighter in weight
- ... practically unbreakable
- ... practically impermeable in the UV region
- ... comparable to a light protection factor of 20

## VITLAB® opaque volumetric flasks, PMP, Class A, with coloured screw caps, PP



UV-absorbing, highly transparent. For storage of light-sensitive substances.

With ring mark individually calibrated to 'In'.

Class A tolerances according to DIN EN ISO 1042.

With printed lot number and batch certificate.

Thermal stress up to 121 °C (autoclaving) does not permanently exceed the tolerance limit.

To preserve markings, cleaning at no higher than 60 °C is recommended.

Volume ml	Tolerance ± ml	Height mm	Thread GL	PU	Cat. No.
10	0.04	90	18	2	670040
25	0.04	115	18	2	671040
50	0.06	150	18	2	672040
100	0.10	180	18	2	673040
250	0.15	235	25	2	674040
500	0.25	270	25	2	675040
1000	0.40	310	32	1	676040





## Volumetric flasks, PMP, Class A with NS stoppers, PP



Crystal clear.

With ring mark individually calibrated to 'In'.

Class A tolerances according to DIN EN ISO 1042.

With printed lot number and batch certificate.

Thermal stress up to 121 °C (autoclaving) does not permanently exceed the tolerance limit.

To preserve markings, cleaning at no higher than 60 °C is recommended.

Volume ml	Tolerance ± ml	Height mm	Neck NS	PU	Cat. No.
10	0.04	90	10/19	6	67704
25	0.04	115	10/19	6	67104
50	0.06	150	12/21	6	67204
100	0.10	180	14/23	6	67304
250	0.15	235	19/26	5	67404
500	0.25	270	19/26	4	67504
1000	0.40	310	24/29	3	67604

# Volume measurement

## Volumetric flasks, PMP, Class B with NS stoppers, PP



Crystal clear.

With ring mark individually calibrated to 'In'.

Class B tolerances according to DIN EN ISO 1042.

Thermal stress up to 121 °C (autoclaving) does not permanently exceed the tolerance limit.

To preserve markings, cleaning at no higher than 60 °C is recommended.

Volume ml	Tolerance ± ml	Height mm	Neck NS	PU	Cat. No.
10	0.08	90	10/19	6	67795
25	0.08	115	10/19	6	67195
50	0.12	150	12/21	6	67295
100	0.20	180	14/23	6	67395
250	0.30	235	19/26	5	67495
500	0.50	270	19/26	4	67595
1000	0.80	310	24/29	3	67695



## Volumetric flasks, PMP, Class B with screw caps, PP



Crystal clear.

With ring mark individually calibrated to 'In'.

Class B tolerances according to DIN EN ISO 1042.

Thermal stress up to 121 °C (autoclaving) does not permanently exceed the tolerance limit.

To preserve markings, cleaning at no higher than 60 °C is recommended.

Volume ml	Tolerance ± ml	Height mm	Thread GL	PU	Cat. No.
10	0.08	90	18	6	677895
25	0.08	115	18	6	671895
50	0.12	150	18	6	672895
100	0.20	180	18	6	673895
250	0.30	235	25	5	674895
500	0.50	270	25	4	675895
1000	0.80	310	32	3	676895





## Volumetric flasks, PP, Class B with NS stoppers, PP



Highly transparent.

With ring mark individually calibrated to 'In'.

Class B tolerances according to DIN EN ISO 1042.

Thermal stress up to 60 °C does not permanently exceed the tolerance limits.

To preserve markings, cleaning at no higher than 60 °C is recommended.

Volume ml	Tolerance ± ml	Height mm	Neck NS	PU	Cat. No.
10	0.08	90	10/19	6	677941
25	0.08	115	10/19	6	671941
50	0.12	150	12/21	6	672941
100	0.20	180	14/23	6	673941
250	0.30	235	19/26	5	674941
500	0.50	270	19/26	4	675941
1000	0.80	310	24/29	3	676941



## Volumetric flasks, PP, Class B, with screw cap, PP



Highly transparent.

With ring mark individually calibrated to 'In'.

Class B tolerances according to DIN EN ISO 1042.

Thermal stress up to 60 °C does not permanently exceed the tolerance limits.

To preserve markings, cleaning at no higher than 60 °C is recommended.

Volume ml	Tolerance ± ml	Height mm	Thread GL	PU	Cat. No.
10	0.08	90	18	6	677891
25	0.08	115	18	6	671891
50	0.12	150	18	6	672891
100	0.20	180	18	6	673891
250	0.30	235	25	5	674891
500	0.50	270	25	4	675891
1000	0.80	310	32	3	676891

# Volume measurement

## Graduated cylinders, PMP, Class A, CC, tall shape, raised scale



Crystal clear. Certified compliant.

With a raised scale and ring marks at the primary scale points, calibrated 'In'.

The lot certificate supplied bears the batch number and the actual nominal value ascertained under the test conditions. The resulting deviations from the nominal value fall well under the allowed tolerances of Class A according to DIN 12681 and ISO 6706. With the laser engraved batch number and the year of manufacture.

Hexagonal base with bottom studs provides high stability. Thermal stress up to 121 °C (autoclaving) does not cause tolerance limits to be permanently exceeded.



Volume ml	Tolerance ± ml	Graduation ml	Height mm	Ø mm	PU	Cat. No.
10	0.10	0.20	145	15	2	64604
25	0.25	0.50	170	22	2	64704
50	0.50	1.00	200	27	2	64804
100	0.50	1.00	250	33	2	64904
250	1.00	2.00	315	44	2	65004
500	2.50	5.00	360	58	1	65104
1000	5.00	10.00	440	69	1	65204
2000	10.00	20.00	482	97	1	65304

## Graduated cylinders, PMP, Class A tall shape, raised scale



Crystal clear.

With a raised scale and ring marks at the primary scale points, calibrated 'In'.

Class A tolerances according to DIN 12681 / ISO 6706.

Hexagonal base with bottom studs provides high stability. Thermal stress up to 121 °C (autoclaving) does not cause tolerance limits to be permanently exceeded.



Volume ml	Tolerance ± ml	Graduation ml	Height mm	Ø mm	PU	Cat. No.
10	0.10	0.20	145	15	12	64695
25	0.25	0.50	170	22	12	64795
50	0.50	1.00	200	27	12	64895
100	0.50	1.00	250	33	12	64995
250	1.00	2.00	315	44	6	65095
500	2.50	5.00	360	58	6	65195
1000	5.00	10.00	440	69	6	65295
2000	10.00	20.00	482	97	3	65395





## Graduated cylinders, PP, Class B, tall shape, with raised blue scale



Highly transparent.

With easily readable, raised, embossed blue scale and ring marks at the primary scale points. Calibrated 'In'. Class B tolerances according to DIN 12681 / ISO 6706.

Hexagonal base with bottom studs provides high stability. Thermal stress up to 80 °C does not cause tolerance limits to be permanently exceeded. To preserve markings, do not clean at temperatures exceeding 60 °C.

Volume ml	Tolerance ± ml	Graduation ml	Height mm	Ø mm	PU	Cat. No.
10	0.20	0.20	145	15	12	646081
25	0.50	0.50	170	22	12	647081
50	1.00	1.00	200	27	12	648081
100	1.00	1.00	250	33	12	649081
250	2.00	2.00	315	44	6	650081
500	5.00	5.00	360	58	6	651081
1000	10.00	10.00	440	69	6	652081
2000	20.00	20.00	482	97	3	653081



## Graduated cylinders, PP, Class B tall shape, with a raised scale



Highly transparent.

With a raised scale and ring marks at the primary scale points, calibrated 'In'. Class B tolerances according to DIN 12681 / ISO 6706.

Hexagonal base with bottom studs provides high stability. Thermal stress up to 80 °C does not cause tolerance limits to be permanently exceeded.

Volume ml	Tolerance ± ml	Graduation ml	Height mm	Ø mm	PU	Cat. No.
10	0.20	0.20	145	15	12	646941
25	0.50	0.50	170	22	12	647941
50	1.00	1.00	200	27	12	648941
100	1.00	1.00	250	33	12	649941
250	2.00	2.00	315	44	6	650941
500	5.00	5.00	360	58	6	651941
1000	10.00	10.00	440	69	6	652941
2000	20.00	20.00	482	97	3	653941

# Volume measurement

## Graduated cylinders, SAN, Class B tall shape, with a raised scale



Crystal clear.

With a raised scale and ring marks at the primary scale points, calibrated 'In'.

Class B tolerances according to DIN 12681 / ISO 6706.

Hexagonal base with bottom studs provides high stability. Thermal stress up to 60 °C does not cause tolerance limits to be permanently exceeded.

Volume ml	Tolerance ± ml	Graduation ml	Height mm	Ø mm	PU	Cat. No.
10	0.20	0.20	140	16	12	64691
25	0.50	0.50	169	21	12	64791
50	1.00	1.00	199	28	12	64891
100	1.00	1.00	260	34	12	64991
250	2.00	2.00	315	47	6	65091
500	5.00	5.00	350	61	6	65191
1000	10.00	10.00	415	76	6	65291
2000	20.00	20.00	482	97	3	65391



## Graduated cylinders, PP, Class B short shape, with a raised scale



Highly transparent.

With a raised scale and ring marks at the primary scale points, calibrated 'In'.

Thermal stress up to 80 °C does not cause tolerance limits to be permanently exceeded.

Volume ml	Tolerance ± ml	Graduation ml	Height mm	Ø mm	PU	Cat. No.
25	0.50	0.50	122	22	12	640941
50	1.00	1.00	142	27	12	641941
100	2.00	2.00	163	37	12	642941
250	5.00	5.00	192	51	6	643941
500	10.00	10.00	218	67	6	644941
1000	20.00	20.00	285	78	6	645941





## Graduated cylinders, SAN, Class B, short shape, with a raised scale



Crystal clear.

With a raised scale and ring marks at the primary scale points, calibrated 'In'.

Thermal stress up to 60 °C does not cause tolerance limits to be permanently exceeded.

Volume ml	Tolerance ± ml	Graduation ml	Height mm	Ø mm	PU	Cat. No.
25	0.50	0.50	122	22	12	64091
50	1.00	1.00	142	27	12	64191
100	2.00	2.00	163	37	12	64291
250	5.00	5.00	192	51	6	64391
500	10.00	10.00	218	67	6	64491
1000	20.00	20.00	285	78	6	64591

Compare: VITLAB® graduated cylinders...

- ... have guaranteed seamless interiors, which mean the analysis is unaffected by residues and carryover
- ... have precise calibration ring marks at the primary scale points, with which the meniscus can be read accurately
- ... a sturdy, even stand for precise volume measurement

... are MADE IN GERMANY



## Hydrometer cylinder, PP

Highly transparent, with spout and overflow vessel. For density measurements using a hydrometer. Hydrometer can be read through the overflow vessel with a completely filled cylinder.

With a raised scale and ring marks at the primary scale points, calibrated 'In'.

Class B tolerances according to DIN 12681 / ISO 6706.

Hexagonal base with bottom studs provides high stability. Thermal stress up to 80 °C does not cause tolerance limits to be permanently exceeded.

Volume ml	Graduation ml	Height mm	Ø mm	PU	Cat. No.
500	5.00	351	73	1	760941

# Volume measurement

## Bulb pipettes, PP

Calibrated to deliver 'Ex'.

Highly transparent. With high-contrast, blue markings.

Break-resistant.

High chemical resistance.

Exposure to temperatures above 60 °C can lead to volume changes.

Recommended cleaning with mild alkaline detergents up to 60 °C.

Volume ml	Tolerance ± ml	Length mm	PU	Cat. No.
1	0.02	300	12	164094
2	0.02	300	12	164194
5	0.03	300	6	164294
10	0.04	440	6	164394
25	0.05	450	6	164494
50	0.10	460	6	164594



## Graduated pipettes, PP

Calibrated to deliver 'Ex'.

Highly transparent. With high-contrast, blue markings.

Break-resistant.

High chemical resistance.


Outer diameter of suction tube: max. 8 mm.


Exposure to temperatures above 60 °C can lead to volume changes.

Recommended cleaning with mild alkaline detergents up to 60 °C.

Volume ml	Tolerance ± ml	Graduation ml	Length mm	PU	Cat. No.
1	0.02	0.1	300	12	163094
2	0.02	0.1	300	12	163194
5	0.05	0.1	330	12	163294
10*	0.10	0.1	330	12	163394
10	0.10	0.1	320	12	163594

\* Suction tube outer diameter: 10 mm






## Disposable pipettes, PS, sterile



Crystal clear, graduated, individual sterile packaging, pyrogen-free. Identified by bar-code.

Volume ml	Graduation ml	Length mm	PU	Cat. No.
1	0.01	272	25	160110
2	0.01	272	25	160210
5	0.10	320	25	160510
10	0.10	320	25	161010
25	0.20	345	10	162510



## Disposable pipettes, PS, non-sterile

Crystal clear, graduated, non-sterile. Identified by bar-code.

Volume ml	Graduation ml	Length mm	PU	Cat. No.
1	0.01	272	10	160119
2	0.01	272	10	160219
5	0.10	320	10	160519
10	0.10	320	10	161019

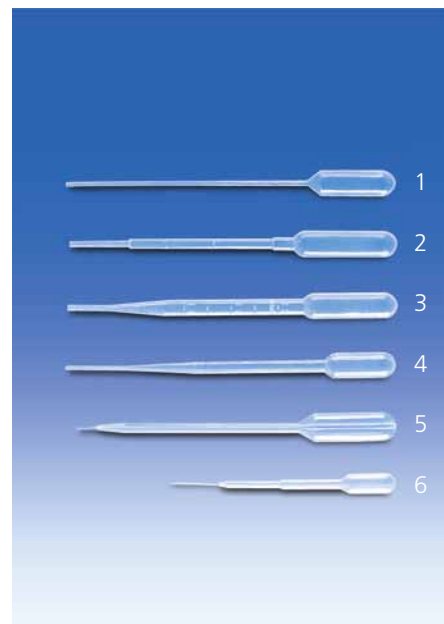
Pipette Helpers  
can be found on pages 34-36.

# Volume measurement

## Pasteur pipettes, PE-LD

Disposable. Very good reproducibility of the number of drops per milliliter, thus ideal for distributing aliquots of liquid portions. Pasteur pipettes can be deep-frozen when filled, or if needed, be converted into sealed vessels through heat-sealing. The integrated suction bulb can readily be compressed. Thus, finger fatigue from frequent pipetting is avoided. Can be sterilised with gas or gamma radiation.

Figure No.	Graduations/ divisions ml	Max. suction volume ml	Tip outer diameter mm	Length mm	Number of drops per ml	PU	Cat. No.
1	-	3.0	2.8	152	25-27	5000	148893
2	1/0.25	3.5	3.4	151	25-30	5000	148993
3	3/0.5	3.5	3.2	152	21-28	5000	149093
4	2/0.5	2.0	3.3	152	22-26	5000	149193
5	-	4.0	1.0	148	52-65	5000	149293
6	-	1.0	1.0	105	50	3200	149393



## Dropping pipettes, PE-LD

With integrated bellows.  
For sampling and decanting of infectious or toxic liquids.  
Graduated.

Volume ml	Length mm	PU	Cat. No.
1.5	133	100	149893
5	194	100	149993



## Dropping pipettes, PE-LD

With integrated pipetting bulb.  
For sampling and decanting of infectious or toxic liquids.  
Without graduations.

Volume ml	Length mm	PU	Cat. No.
1.8	98	250	149693







## Pipette stands, PP

Upper portion with 94 bore holes of different diameters for secure placement of volumetric and measuring pipettes of any size.

The stable base has a rotatable, ribbed base plate in which the pipette tips can be gently seated.

The racks are supplied unassembled, and can easily be assembled according to the accompanying assembly instructions.

Ø mm	Height mm	PU	Cat. No.
230	470	2	79194



## Pipette tray, PVC

Holds pipettes from 120 mm length.

Pipettes can easily be placed in and taken out from the troughs in the tray, even with gloves.

L x W x H mm	PU	Cat. No.
285 x 215 x 40	1	80996



## Pipette tray, PVC

Suitable for drawers, divided lengthwise into 4 compartments.

L x W x H mm	PU	Cat. No.
420 x 300 x 30	1	80252

# Volume measurement

## Pipette washer, PE-HD

For simple and basic cleaning of pipettes. With discharge siphon for an automatic water exchange.

The complete washing system includes the pipette washer, pipette jar (for pre-cleaning) and pipette basket (for dipping pipettes into the pipette washer or pipette jar).

Suitable for the use with pipette baskets (cat. nos. 80219 and 80222).

Ø mm	Height mm	Effective length mm	PU	Cat. No.
165	740	600	1	80217
165	1000	840	1	80215



## Pipette jars, PE-HD

For pre-cleaning pipettes in detergent solutions.

Suitable for the use with pipette baskets (cat. nos. 80219 and 80222).

Ø mm	Height mm	PU	Cat. No.
125	250	1	80223
165	500	1	80221
165	650	1	80218



## Pipette baskets, PE-HD

For dipping pipettes into the pipette jar or pipette-washer and for transferring pipettes. With the extension piece, the total height of the pipette basket (cat. no. 80219) increases from 650 to 870 mm.

Description	Ø mm	Overall height mm	Basket height mm	PU	Cat. No.
Pipette basket	130	650	300	1	80219
Pipette basket	130	495	300	1	80222
Extension piece for the handle (pipette basket 80219)				2	81219





## Graduated beakers, PP, raised blue scale



Highly transparent. With easily readable, raised, embossed blue scale, and stable, easy-grip handle. To preserve markings, do not clean at temperatures exceeding 60 °C. Conditionally autoclavable at 121 °C (2 bar) according to DIN EN 285. For autoclaving, we recommend the design with raised graduations (cat. nos. 440941 - 447941).

Volume ml	Divisions ml	Height mm	Ø mm	PU	Cat. No.
50	2	70	40	24	446081
100	2	80	50	24	447081
250	5	120	70	12	440081
500	10	133	91	12	441081
1000	10	170	116	6	442081
2000	20	215	150	6	443081
3000	50	242	170	6	444081
5000	100	270	210	6	445081



## Graduated beakers, PP, raised scale



Highly transparent. With a raised scale and stable, easy-grip handle. Autoclavable at 121 °C (2 bar) according to DIN EN 285.

Volume ml	Divisions ml	Height mm	Ø mm	PU	Cat. No.
50	2	70	40	24	446941
100	2	80	50	24	447941
250	5	120	70	12	440941
500	10	133	91	12	441941
1000	10	170	116	6	442941
2000	20	215	150	6	443941
3000	50	242	170	6	444941
5000	100	270	210	6	445941

# Volume measurement

## Graduated beakers, stackable, PP



Highly transparent. With easily readable, printed blue scale and stable handle.  
To preserve markings, cleaning at no higher than 60 °C is recommended. For autoclaving we recommend the design with raised graduations (cat. nos. 440941 - 447941).

Volume ml	Divisions ml	Height mm	Ø mm	PU	Cat. No.
250	5	115	75	12	480941
500	10	140	100	12	481941
1000	10	167	125	12	482941
2000	20	212	148	12	483941
3000	50	242	170	12	484941



## Graduated beakers, SAN



Crystal clear.  
With a raised scale and stable, easy-grip handle.

Volume ml	Divisions ml	Height mm	Ø mm	PU	Cat. No.
250	5	120	70	12	44091
500	10	133	91	12	44191
1000	10	170	116	6	44291
2000	20	215	150	6	44391
3000	50	242	170	6	44491





## Griffin beakers, PFA



Transparent. With a raised scale. Excellent chemical resistance and very high thermal stability from -200 to +260 °C.

Autoclavable at 121 °C (2 bar) according to DIN EN 285.

The advantages of PFA

- Especially suitable for use in trace analysis
- Ideal for sensitive and valuable samples
- Long-term maintenance of low-concentration reference materials in PFA containers
- No memory effects
- Practically no carryover, no contamination due to the extremely hydrophobic, anti-adhesive and smooth surfaces
- High thermal stability, from -200 °C to +260 °C
- Chemical inertness against nearly all chemicals
- Good transparency and dimensional stability
- Easy to clean
- Use of high purity raw materials

Further information on PFA can be found starting on page 132.

Volume ml	Divisions ml	Height mm	Ø mm	PU	Cat. No.
25	5	50	32	1	110205
50	10	59	39	1	110305
100	20	72	50	1	110405
250	50	96	67	1	110605
500	100	122	88	1	110905
1000	100	141	109	1	111005

Watch glasses  
can be found on page 91.

# Volume measurement

## Griffin beakers, ETFE



Transparent. With easily readable, printed black scale.

Very good chemical resistance and very high thermal stability from -100 to +150 °C.

To preserve markings, cleaning at no higher than 60 °C is recommended.

Volume ml	Divisions ml	Height mm	Ø mm	PU	Cat. No.
25	5	50	32	1	110204
50	10	59	39	1	110304
100	20	72	50	1	110404
250	50	96	67	1	110604
400	50	109	77	1	110704
500	100	122	88	1	110904
600	100	125	91	1	110804
1000	100	143	105	1	111004



→ Watch glasses can be found on page 91. →

## Griffin beakers, PTFE



White, opaque, thick-walled.

Without scale.

Excellent chemical resistance and high thermal stability from -200 to +260 °C.

Also suitable for microwave ovens.

Autoclavable at 121 °C (2 bar) according to DIN EN 285.

Volume ml	Wall thickness mm	Height mm	Ø mm	PU	Cat. No.
5	2	24	22	1	112197
10	2	39	25	1	112297
25	2	47	32	1	112397
50	2	55	42	1	112497
100	3	68	55	1	112597
250	3	93	62	1	112697
500	4	126	81	1	112797
1000	4	157	102	1	112897







## Griffin beakers, PMP

Crystal clear. With easily readable, printed red scale.

To preserve markings, cleaning at no higher than 60 °C is recommended.

Volume ml	Divisions ml	Height mm	Ø mm	PU	Cat. No.
10	2	35	25	12	60503
25	5	47	31	12	60603
50	10	60	40	12	60703
100	20	70	49	12	60803
150	20	80	56	12	60903
250	50	94	68	6	61003
400	50	109	77	6	61103
500	100	122	88	6	61803
600	100	125	91	6	61203
800	100	136	98	6	61303
1000	100	149	102	6	61403
2000	200	183	133	6	61503
3000	200	214	174	4	61603
5000	500	248	185	4	61703



## Griffin beakers, PP



Highly transparent. With easily readable, printed blue scale.

To preserve markings, cleaning at no higher than 60 °C is recommended.

Volume ml	Divisions ml	Height mm	Ø mm	PU	Cat. No.
10	2	35	25	12	605081
25	5	47	31	12	606081
50	10	60	40	12	607081
100	20	70	49	12	608081
150	20	80	56	12	609081
250	50	94	68	6	610081
400	50	109	77	6	611081
500	100	122	88	6	618081
600	100	125	91	6	612081
800	100	136	98	6	613081
1000	100	149	102	6	614081
2000	200	183	133	6	615081
3000	200	214	174	4	616081
5000	500	248	185	4	617081

# Volume measurement

## Collectors, PP or SAN



With a raised scale. Volume: 2000 ml; divisions: 20 ml.  
 With stable, easy-grip handle and white PC lid.  
 Diameter: 150 mm; height: 220 mm.

Description	PU	Cat. No.
SAN, raised scale	6	97891
PP, raised scale	6	978941
PP, raised, blue embossed scale	6	978081
Accessories for collectors		
Lid, PC	6	97791



## Measuring cup, PP

Transparent. With a raised scale. Volume: 30 ml; divisions: 1 ml.  
 Fitting lid made of PE - please order separately.  
 Diameter: 37 mm; height: 42 mm.

Description	PU	Cat. No.
Measuring cup	100	69394
Lid, PE	100	69493



## Apothecary beakers, PP

Transparent. With a raised scale.  
 The broad round base provides high stability and prevents tipping over.

Volume ml	Divisions ml	Height mm	PU	Cat. No.
100	2	120	12	80422
250	5	160	18	80423
500	10	180	8	80424
1000	20	270	3	80425





## Erlenmeyer flasks, PMP with PP screw cap



Crystal clear, wide-mouth, can also be used with NS stoppers (not included).

Ideal for use as a receiving vessel in titrations.

Well suited for storage and cultivation of cell cultures. Far safer than glass flasks for use in incubator shakers due to the break resistance of plastic. Suitable for microwaves.

To preserve markings, cleaning at no higher than 60 °C is recommended.

Volume ml	Divisions ml	Thread GL	Neck NS	PU	Cat. No.
50	10	40	34/35	6	66695
100	20	40	34/35	6	66795
250	50	52	45/40	6	66895
500	100	52	45/40	6	66995
1000	200	52	45/40	4	67095



## Erlenmeyer flasks, PP with PP screw cap



Highly transparent, wide-mouth, can also be used with NS stoppers (not included).

Well suited for storage and cultivation of cell cultures. Far safer than glass flasks for use in incubator shakers due to the break resistance of plastic. Suitable for microwaves.

To preserve markings, cleaning at no higher than 60 °C is recommended.

Volume ml	Divisions ml	Thread GL	Neck NS	PU	Cat. No.
50	10	40	34/35	6	666941
100	20	40	34/35	6	667941
250	50	52	45/40	6	668941
500	100	52	45/40	6	669941
1000	200	52	45/40	4	670941

NS stoppers  
can be found on page 83.

# Competence in Plastic Labware

SAVING AND STORAGE WITH CONFIDENCE



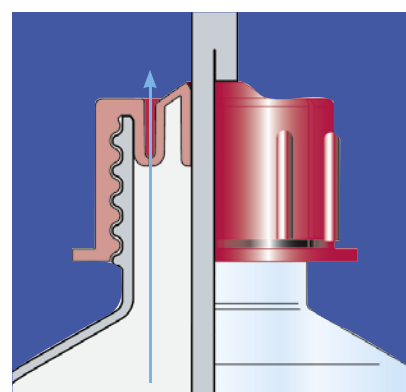
**VITLAB**   
Competence in Labware

# VITsafe™ – the safety wash bottles

The VITsafe™ safety wash bottles will meet your safety requirements, especially when working with dangerous chemicals.

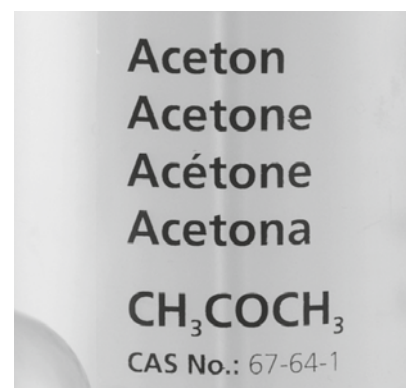
## VENT-CAP

The metal-free VENT-CAP (patent pending), bright red coloured screw cap reduces excess static overpressure according to the principle of gas / steam permeability. Dripping is thus almost completely eliminated.



## Safety imprint

VITsafe™ safety wash bottles are permanently printed in accordance with the Directive (EC) No. 1272/2008 (GHS), as well as with all important information. Includes material name in German, English, French and Spanish, hazard pictogram with signal word, chemical formula, CAS number, H-phrases, P-phrases and NFPA code.



## Narrow-mouth or wide-mouth

VITsafe™ safety wash bottles are available in narrow- and wide-mouth styles. The especially large opening in the wide-mouth bottle permits simple refilling without a funnel. Select the safety wash bottles to fit your requirements from among 17 different material names and three volumes.



# Saving and storing

## VITsafe™ safety wash bottles, narrow-mouth



Bottles from PE-LD or PP, spray tube from PP.

More safety due to the durable safety imprint in accordance to Directive (EC) No. 1272/2008 (GHS), as well as with all important information:

- Material name in German, English, French and Spanish
- Chemical formula, CAS No., hazard pictogram, signal word
- Risk phrases (H phrases), safety phrases (P phrases), as well as NFPA Code

Precise spray jet and optimised medium backflow through the continuous and finely drawn tip of the spray tube. Practically no leakage or dripping with the bright red VENT-CAP screw cap, the design of which prevents almost all static overpressure.



Imprint	Material	Volume ml	Thread GL	Height* mm	Ø mm	PU	Cat. No.
Acetone	PP	250	25	135	58	12	1431829
Acetone	PP	500	25	180	74	12	1432829
Acetone	PP	1000	32	215	92	12	1433829
Acetonitrile	PE-LD	500	25	180	74	6	1332969
Distilled Water	PE-LD	250	25	135	58	12	1331819
Distilled Water	PE-LD	500	25	180	74	12	1332819
Distilled Water	PE-LD	1000	32	221	92	12	1333819
Acetic acid	PE-LD	500	25	180	74	6	1332979
Ethanol	PE-LD	250	25	135	58	12	1331869
Ethanol	PE-LD	500	25	180	74	12	1332869
Ethanol	PE-LD	1000	32	221	92	12	1333869
Ethyl acetate	PE-LD	250	25	135	58	12	1331859
Ethyl acetate	PE-LD	500	25	180	74	12	1332859
Ethyl acetate	PE-LD	1000	32	221	92	12	1333859
Isopropanol	PE-LD	250	25	135	58	12	1331849
Isopropanol	PE-LD	500	25	180	74	12	1332849
Isopropanol	PE-LD	1000	32	221	92	12	1333849
Methanol	PE-LD	250	25	135	58	12	1331839
Methanol	PE-LD	500	25	180	74	12	1332839
Methanol	PE-LD	1000	32	221	92	12	1333839
Methylene chloride	PE-LD	500	25	180	74	6	1332879
Methyl ethyl ketone (MEK)	PP	500	25	180	74	6	1432989
Heptane	PE-LD	500	25	180	74	6	1332899
Hexane	PE-LD	500	25	180	74	6	1332909
N,N-Dimethylformamide	PE-LD	500	25	180	74	6	1332889
Pentane	PE-LD	500	25	180	74	6	1433959
Tetrahydrofuran (THF)	PE-LD	500	25	180	74	6	1332939
Toluene	PE-LD	500	25	180	74	6	1332949
Xylene	PE-LD	500	25	180	74	6	1332959

\* without spray tube

Other variations available upon request.





## VITsafe™ safety wash bottles, wide-mouth



Bottles made from PE-LD, spray tube from PP.

More safety due to the durable safety imprint in accordance to Directive (EC) No. 1272/2008 (GHS), as well as with all important information:

- Material name in German, English, French and Spanish
- chemical formula, CAS No., hazard pictogram, signal word
- Risk phrases (H phrases), safety phrases (P phrases), as well as NFPA Code

Precise spray jet and optimised medium backflow through the continuous and finely drawn tip of the spray tube. Practically no leakage or dripping with the bright red VENT-CAP screw cap, the design of which prevents almost all static overpressure.

Imprint	Material	Volume ml	Thread GL	Height* mm	Ø mm	PU	Cat. No.
Acetone	PP	250	45	146	58	12	1451829
Acetone	PP	500	45	166	76	12	1452829
Acetone	PP	1000	63	226	91	12	1453829
Acetonitrile	PE-LD	500	45	166	76	6	1352969
Distilled Water	PE-LD	250	45	146	58	12	1351819
Distilled Water	PE-LD	500	45	166	76	12	1352819
Distilled Water	PE-LD	1000	63	226	91	12	1353819
Acetic acid	PE-LD	500	45	166	76	6	1352979
Ethanol	PE-LD	250	45	146	58	12	1351869
Ethanol	PE-LD	500	45	166	76	12	1352869
Ethanol	PE-LD	1000	63	226	91	12	1353869
Ethyl acetate	PE-LD	250	45	146	58	12	1351859
Ethyl acetate	PE-LD	500	45	166	76	12	1352859
Ethyl acetate	PE-LD	1000	63	226	91	12	1353859
Isopropanol	PE-LD	250	45	146	58	12	1351849
Isopropanol	PE-LD	500	45	166	76	12	1352849
Isopropanol	PE-LD	1000	63	226	91	12	1353849
Methanol	PE-LD	250	45	146	58	12	1351839
Methanol	PE-LD	500	45	166	76	12	1352839
Methanol	PE-LD	1000	63	226	91	12	1353839
Methylene chloride	PE-LD	500	45	166	76	6	1352879
Methyl ethyl ketone (MEK)	PP	500	45	166	76	6	1452989
Heptane	PE-LD	500	45	166	76	6	1352899
Hexane	PE-LD	500	45	166	76	6	1352909
N,N-Dimethylformamide	PE-LD	500	45	166	76	6	1352889
Pentane	PE-LD	500	45	166	76	6	1453959
Tetrahydrofuran (THF)	PE-LD	500	45	166	76	6	1352939
Toluene	PE-LD	500	45	166	76	6	1352949
Xylene	PE-LD	500	45	166	76	6	1352959

\* without spray tube

Other variations available upon request.

VENT-CAP spray caps  
can be found on page 65



# Saving and storing


## VENT-CAP wash bottle caps, PP

Screw cap and spray tube from PP.

Practically no leakage or dripping with the bright red VENT-CAP screw cap, the design of which prevents almost all static overpressure.

Precise spray jet and optimised medium backflow through the continuous and finely drawn tip of the spray tube.

Thread GL	PU	Cat. No.
25	12	833019
32	12	833029
45	12	833039
63	12	833049



## Wash bottles with imprint, PE-LD/PP



Narrow- / wide-mouth bottles made of PE-LD, transparent.

Screw cap and spray tube from PP.

Imprinted with "Distilled Water" in German, English and French.

Precise spray jet and optimised medium backflow through the continuous and finely drawn tip of the spray tube.

Upon request, also with other imprints for non-hazardous media according to the REACH Directive.

Other variations available upon request.

Volume ml	Thread GL	Height* mm	Ø mm	PU	Cat. No.
250	25	135	58	12	133181
250	45	146	58	12	135181
500	25	180	74	12	133281
500	45	166	76	12	135281
1000	32	221	92	12	133381
1000	63	226	91	12	135381

\* without spray tube



Wash bottles made from PE-LD/PP with no imprint, transparent and coloured, can be found on page 67.



## PFA-economy wash bottles



“PFA-economy” quality wash bottles. Transparent.

With recycled PFA content. Thus, reasonably priced and environmentally friendly.

PFA-economy bottles have excellent chemical resistance and high thermal stability from -200 °C to +260 °C and can be used for less critical applications for which pure PFA is not necessary.

Screw cap made from ETFE, spray tube from FEP.

Precise spray jet and optimised medium backflow through the continuous and finely drawn tip of the spray tube.

Volume ml	Thread GL	Height* mm	Ø mm	PU	Cat. No.
250	25	157	61	1	108792
500	25	189	76	1	108892
1000	32	233	96	1	108992

\* without spray tube



## Wash-bottles, PP



Narrow- / wide-mouth bottles made of PP, transparent. Screw cap and spray tube from PP.

Precise spray jet and optimised medium backflow through the continuous and finely drawn tip of the spray tube.

Volume ml	Thread GL	Height* mm	Ø mm	PU	Cat. No.
250	25	135	58	12	94993
250	45	146	58	12	93793
500	25	180	74	12	95093
500	45	166	76	12	93993
1000	32	215	92	12	95193
1000	63	226	91	12	94193

\* without spray tube

# Saving and storing

## Wash-bottles, PE-LD/PP



Narrow- / wide-mouth bottles made of PE-LD, transparent. Screw cap and spray tube from PP.

Precise spray jet and optimised medium backflow through the continuous and finely drawn tip of the spray tube.

Volume ml	Thread GL	Height* mm	Ø mm	PU	Cat. No.
50	18	73	37	24	94588
100	18	95	43	24	94688
250	25	135	58	12	94988
250	45	146	58	12	93788
500	25	180	74	12	95088
500	45	166	76	12	93988
1000	32	221	92	12	95188
1000	63	226	91	12	94188

\* without spray tube



Wash bottles with imprint are found on page 65.

## Coloured wash-bottles, PE-LD/PP

Narrow-mouth bottles, made from PE-LD. Available in four different colours to facilitate ready identification. Screw cap and spray tube from PP.

Precise spray jet and optimised medium backflow through the continuous and finely drawn tip of the spray tube.

Colour	Volume ml	Thread GL	Height* mm	Ø mm	PU	Cat. No.
Red	250	25	135	58	5	132603
Red	500	25	180	74	5	132703
Green	250	25	135	58	5	132605
Green	500	25	180	74	5	132705
Yellow	250	25	135	58	5	132606
Yellow	500	25	180	74	5	132706
Blue	250	25	135	58	5	132608
Blue	500	25	180	74	5	132708

\* without spray tube






## Wash-bottles, PE-LD

Narrow-mouth bottles, transparent, with screw cap. Spray tube and spray-tube insert made from PE-LD. The classic model, made from soft material with good restoring force.

Volume ml	Thread GL	Height* mm	Ø mm	PU	Cat. No.
100	18	106	45	50	134293
250	25	140	59	50	134393
500	25	180	75	50	134493
1000	28	212	94	25	134593

\* without spray tube



## Wash bottle caps, PP

Screw cap and spray tube with drawn-out tip, made of PP. Precise spray jet and optimised medium backflow through the continuous and finely drawn tip of the spray tube.

Thread GL	PU	Cat. No.
18	24	83300
25	12	83301
32	12	83302
45	12	83303
63	12	83304



## Wash bottles with an integrated spray insert, PE-LD

Transparent, with integrated spray insert. No need to remove when refilling. The cap cover prevents dripping.

Volume ml	Thread GL	Height mm	PU	Cat. No.
250	32	143	10	81633
500	32	181	10	81634

# Saving and storing

## Dropping bottles, PE-LD/PE-HD



Narrow-mouth bottles made of PE-LD, transparent, with dropper insert and screw cap made from PE-HD.

Extra long, fine dropping tip for accurate dispensing.

Volume ml	Thread GL	Height mm	Ø mm	PU	Cat. No.
50	18	117	37	24	94587
100	18	142	43	24	94687
250	25	183	58	12	94987
500	25	228	74	12	95087
1000	32	269	92	12	95187



## Caps with dropper inserts, PE-HD



For bottles with GL threads. Cap with dropper insert, complete with screw cap made from PE-HD.

Extra long, fine dropping tip for accurate dispensing.

Thread GL	PU	Cat. No.
18	24	83306
25	12	83307
32	12	83308



## Dropping bottles, PE-LD

Narrow-mouth bottles, transparent, with dropper insert and red screw cap made of PE-LD. The classic model, made from soft material with good restoring force.

Volume ml	Thread GL	Height mm	Ø mm	PU	Cat. No.
20	14	88	31	100	132193
30	14	96	34	100	132293
50	18	115	39	100	132393
100	18	136	45	50	132493
250	25	170	59	50	132593
500	25	209	75	50	132693



## Spray bottles, PP

---



White or transparent bottles made from PP.

Sprayer insert with stable, smoothly operated pump trigger and adjustable spray nozzle, which can be regulated from the finest mist (nebulising) to a precise liquid jet.

Range: approx. 3-4 meters.

Ideal for spraying detergents or disinfectants, especially into difficultly accessible areas, as well as applications in thin layer chromatography.



Volume ml	Colour	PU	Cat. No.
400	white	5	53510
850	white	5	53610
1000	transparent	5	95286

# Saving and storing

## Narrow-mouth bottles, PFA



Transparent.

With screw cap with buttress threads made of PFA. Ideal for long-term storage of high-purity oxidants, acids, alkalis, as well as hydrocarbons, trace analysis solvents and standards.

The advantages of PFA

- Long-term maintenance of low-concentration reference materials in PFA containers
- No memory effects
- Practically no carryover, no cross-contamination due to the extremely hydrophobic, anti-adhesive, smooth surfaces
- High thermal stability, from -200 °C to +260 °C, autoclavable
- Chemical inertness against nearly all chemicals
- Good transparency and dimensional stability
- Easy to clean
- Use of high purity raw materials

Further information on PFA can be found starting on page 132.

Volume ml	Thread	Height mm	Ø mm	PU	Cat. No.
50	S 28	86	37	1	109297
100	S 28	120	45	1	109397
250	S 28	160	61	1	108297
500	S 28	190	76	1	108397
1000	S 28	240	96	1	108497



## PFA-economy narrow-mouth bottles



Narrow-mouth, "PFA-economy" quality wash bottles. Transparent.

With recycled PFA content. Thus, reasonably priced and environmentally friendly.

PFA-economy bottles have excellent chemical resistance and high thermal stability from -200 °C to +260 °C and can be used for less critical applications for which pure PFA is not necessary.

With screw cap made of ETFE.

Volume ml	Thread GL	Height mm	Ø mm	PU	Cat. No.
50	18	90	37	1	108092
100	18	114	45	1	108192
250	25	157	61	1	108292
500	25	189	76	1	108392
1000	32	233	96	1	108492







## Narrow-mouth bottles, PE-HD



Transparent. With broad shoulders.

With screw cap made of PP.

Heavy duty.

Good chemical resistance, ideal for long-term storage of liquids.

Volume ml	Thread mm	Height mm	Ø mm	PU	Cat. No.
4	20	41	16	12	5583170
8	20	44	25	12	5583180
15	20	57	25	12	5583190
30	20	70	31	12	5583100
60	20	84	38	12	5583110
125	24	101	50	12	5583120
250	24	134	61	12	5583130
500	36	185	75	12	5583140
1000	36	206	92	6	5583150



## Narrow-mouth bottles, PE-HD, brown



Coloured brown, for storage of light-sensitive materials.

With broad shoulders.

With screw cap made of PP.

Heavy duty.

Good chemical resistance, ideal for long-term storage of liquids.

Volume ml	Thread mm	Height mm	Ø mm	PU	Cat. No.
4	13	41	16	12	5581170
8	20	44	25	12	5581180
15	20	57	25	12	5581190
30	20	70	32	12	5581200
60	20	84	40	12	5581210
125	24	101	51	12	5581220
250	24	134	62	12	5581230
500	36	185	75	12	5581240
1000	36	206	92	6	5581250

# Saving and storing

## Narrow-mouth bottles, PP



Transparent. With broad shoulders.

With screw cap made of PP.

Heavy duty.

Good chemical resistance, ideal for long-term storage of liquids.

Autoclavable at 121 °C (2 bar) according to DIN EN 285.

Volume ml	Thread mm	Height mm	Ø mm	PU	Cat. No.
4	13	41	16	12	5582070
8	20	44	25	12	5582080
15	20	57	25	12	5582090
30	20	70	32	12	5582100
60	20	84	40	12	5582110
125	24	101	51	12	5582120
250	24	134	62	12	5582130
500	36	185	75	12	5582140
1000	36	206	92	6	5582150



## Narrow-mouth bottles, PP



Transparent. With high shoulders.

With screw cap made of PP.

Good chemical resistance, ideal for long-term storage of liquids.

Autoclavable at 121 °C (2 bar) according to DIN EN 285.

Volume ml	Thread GL	Height mm	Ø mm	PU	Cat. No.
250	25	135	58	12	94994
500	25	180	74	12	95094
1000	32	215	92	12	95194





## Narrow-mouth bottles, PE-LD



Transparent. With high shoulders.  
With screw cap made of PP.  
Flexible material with good resilience.

Volume ml	Thread GL	Height mm	Ø mm	PU	Cat. No.
50	18	73	37	24	94589
100	18	95	43	24	94689
250	25	135	58	12	94989
500	25	180	74	12	95089
1000	32	221	92	12	95189



## Narrow-mouth bottles, PE-LD

Transparent. With flat shoulders.  
With screw cap made of PE-LD.  
Flexible material with good resilience.  
Reasonably priced model for routine operations.

Volume ml	Thread GL	Height mm	Ø mm	PU	Cat. No.
10	14	50	26	100	138093
20	14	58	31	100	138193
30	14	66	34	100	138293
50	18	85	39	100	138393
100	18	106	45	50	138493
250	25	140	59	50	138593
500	25	180	75	50	138693
1000	28	212	94	25	138793
2000	28	264	117	25	138893

# Saving and storing

## Narrow-mouth bottles, PE-HD

Transparent.

With screw cap made of PP.

Small footprint due to the square cross-section and the high shoulders.

Volume ml	Thread GL	Height mm	Size mm	Mouth inner diameter mm	PU	Cat. No.
100	25	76	43 x 43	17.5	24	91789
100	25	76	43 x 43	17.5	500	128493
250	28	80	80 x 80	21	24	91989
250	28	80	80 x 80	21	250	128593
500	32	106	90 x 90	24	12	92089
500	32	106	90 x 90	24	100	128693
1000	32	187	80 x 80	24	12	92189
1000	32	187	80 x 80	24	50	128793





## Wide-mouth bottles, PFA



Transparent.

With screw cap made of PFA with buttress threads. Ideal for long-term storage of high-purity oxidants, acids, alkalis, as well as hydrocarbons, trace analysis solvents and standards.

The advantages of PFA

- Long-term maintenance of low-concentration reference materials in PFA containers
- No memory effects
- Practically no carryover, no cross-contamination due to the extremely hydrophobic, anti-adhesive, smooth surfaces
- High thermal stability, from -200 °C to +260 °C, autoclavable
- Chemical inertness against nearly all chemicals
- Good transparency and dimensional stability
- Easy to clean
- Use of high purity raw materials

Further information on PFA can be found starting on page 132.

Volume ml	Thread	Height mm	Ø mm	PU	Cat. No.
250	S 40	150	61	1	109497
500	S 40	179	76	1	109597
1000	S 40	217	96	1	109697
2000	S 40	245	130	1	109797
5000	S 40	320	175	1	109997

PFA screw caps can be found on page 84.



## Wide-mouth bottles, PTFE



White. Opaque. Thick walled.

With screw cap made of PTFE.

Very high thermal stability and chemical resistance.

With very wide mouth, ideal for filling with powders and paste-like materials.

Volume ml	Thread mm	Height mm	Ø mm	PU	Cat. No.
10	12	50	26	1	122597
25	19	61	33	1	122697
50	25	76	43	1	122797
100	35	88	52	1	122897

# Saving and storing

## Wide-mouth bottles, PE-HD



Transparent.

With screw cap made of PP. Heavy duty.

Good chemical resistance, ideal for long-term storage of liquids.

Wider mouth for simple filling, also ideal for powders and paste-like materials.

Volume ml	Thread mm	Height mm	Ø mm	PU	Cat. No.
30	28	70	32	12	5584200
60	28	84	40	12	5584210
125	38	101	51	12	5584220
250	43	134	62	12	5584230
500	53	185	75	12	5584240
1000	63	206	92	6	5584250



## Wide-mouth bottles, PE-HD, brown



Coloured brown, for storage of light-sensitive materials.

With screw cap made of PP. Heavy duty.

Good chemical resistance, ideal for long-term storage of liquids.

Wider mouth for simple filling, also ideal for powders and paste-like materials.

Volume ml	Thread mm	Height mm	Ø mm	PU	Cat. No.
30	28	70	31	12	5581300
60	28	84	38	12	5581310
125	38	98	50	12	5581320
250	43	131	61	12	5581330
500	53	180	75	12	5581340
1000	63	200	92	6	5581350





## Wide-mouth bottles, PP



Transparent.

With screw cap made of PP. Heavy duty.

Good chemical resistance, ideal for long-term storage of liquids.

Autoclavable at 121 °C (2 bar) according to DIN EN 285.

Wider mouth for simple filling, also ideal for powders and paste-like materials.

Volume	Thread mm	Height mm	Ø mm	PU	Cat. No.
30	28	70	31	12	5582200
60	28	84	38	12	5582210
125	38	98	50	12	5582220
250	43	131	61	12	5582230
500	53	180	75	12	5582240
1000	63	200	92	6	5582250



## Wide-mouth bottles, PP



Transparent.

With screw cap made of PP.

Good chemical resistance, ideal for long-term storage of liquids.

Autoclavable at 121 °C (2 bar) according to DIN EN 285.

Wider mouth for simple filling, also ideal for powders and paste-like materials.

Volume ml	Thread GL	Height mm	Ø mm	PU	Cat. No.
250	45	146	58	12	93794
500	45	166	76	12	93994
1000	63	226	91	12	94194



# Saving and storing

## Wide-mouth bottles, PE-LD



Transparent.

With screw cap made of PP.

Flexible material with good resilience.

Wider mouth for simple filling, also ideal for powders and paste-like materials.

Volume ml	Thread GL	Height mm	Ø mm	PU	Cat. No.
50	32	87	39	24	93389
100	32	94	47	24	93489
250	45	146	58	12	93789
500	45	166	76	12	93989
1000	63	226	91	12	94189



## Wide-mouth bottles, PE-LD

Transparent.

With screw cap made of PE-LD.

Flexible material with good resilience.

Wider mouth for simple filling, also ideal for powders and paste-like materials.

Volume ml	Thread GL	Height mm	Ø mm	PU	Cat. No.
50	32	80	38	100	139393
100	32	94	48	50	139493
250	40	126	62	50	139593
500	50	155	76	50	139693
1000	65	208	93	25	139793
2000	65	246	120	25	139893





## Wide-mouth bottles, PE-HD

Transparent.

With screw cap made of PP.

Small footprint due to the square cross-section and the high shoulders.

Wider mouth for simple filling, also ideal for powders and paste-like materials.

Volume ml	Thread GL	Height mm	Size mm	PU	Cat. No.
100	32	78	46 x 46	24	92489
100	32	78	46 x 46	500	129493
250	50	83	80 x 80	24	92689
250	50	83	80 x 80	250	129593
500	65	120	90 x 90	12	92789
500	65	120	90 x 90	100	129693
1000	65	168	90 x 90	12	92889
1000	65	168	90 x 90	50	129793



## Wide-mouth bottles, PE-LD, with eye closure

Transparent.

With eyes on the bottle and the screw cap for sealing.

With screw cap made of PE-LD.

Wider mouth for simple filling, also ideal for powders and paste-like materials.

Volume ml	Thread mm	Height mm	Ø mm	PU	Cat. No.
50	24	75	40	25	80408
100	24	90	50	25	80409
250	36	130	60	25	80410
500	36	160	75	10	80411
1000	50	200	95	10	80412
2000	50	250	115	10	80413

# Saving and storing

## Reagent bottles, PP



Transparent.

With screw cap made of PP.

Good chemical resistance, ideal for long-term storage of liquids.

Autoclavable at 121 °C (2 bar) according to DIN EN 285.

Size: 10,000 ml, with two handles.

Volume ml	Thread GL	Height mm	Ø mm	PU	Cat. No.
100	18	100	52	20	100389
100	32	96	55	20	101589
250	25	132	70	20	100489
500	25	165	87	10	100589
1000	32	202	108	10	100689
1000	63	204	108	10	101889
2000	32	245	131	6	100789
2000	63	243	131	6	101989
10000	63	394	222	1	100989



## Reagent bottles, PP, GL 45

**NEW**



Transparent.

With screw cap made of PP.

Good chemical resistance, ideal for long-term storage of liquids.

Autoclavable at 121 °C (2 bar) according to DIN EN 285.

Wider mouth for simple filling, also ideal for powders and paste-like materials.

Volume ml	Thread GL	Height mm	Ø mm	PU	Cat. No.
250	45	132	73	20	101689
500	45	172	87	10	101789
1000	45	197	105	10	102089
2000	45	241	131	6	102189
5000	45	315	178	1	100889





## Reagent bottles, PP

Transparent.

With NS stopper made of PP.

Stopper type A: With square-knob cap and red core.

Stopper type B: With hexagonal-knob cap and red core.

Good chemical resistance, ideal for long-term storage of liquids.

Autoclavable at 121 °C (2 bar) according to DIN EN 285.

Size: 5000 ml, with one handle.

Volume ml	Neck NS	Height mm	Ø mm	Stopper	PU	Cat. No.
100	14/23	106	52	A	20	100394
100	29/32	111	55	B	20	101594
250	19/26	138	70	A	20	100494
250	34/35	144	73	B	20	101694
500	24/29	172	87	A	10	100594
500	45/40	183	87	B	10	101794
1000	29/32	213	108	A	10	100694
1000	60/46	214	108	B	10	101894
2000	29/32	255	131	A	6	100794
2000	60/46	263	131	B	6	101994
5000	45/40	325	178	B	1	100894



## Reagent bottles, opaque, PP, wide mouth

Transparent. Made from opaque, pigmented PP for light-sensitive substances.

According to DIN 12039.

With NS stopper made of PP.

Good chemical resistance, ideal for long-term storage of liquids.

Autoclavable at 121 °C (2 bar) according to DIN EN 285.

Wider mouth for simple filling, also ideal for powders and paste-like materials.

Further information on our opaque products can be found on page 134.

**VITLAB® opaque replaces brown glass**  
and is...

- ... substantially lighter in weight
- ... practically unbreakable
- ... practically impermeable in the UV region
- ... comparable to a light protection factor of 20

Volume ml	Neck NS	Height mm	Ø mm	PU	Cat. No.
500	45/40	183	87	10	1017940
1000	60/46	214	108	10	1018940
2000	60/46	263	131	6	1019940

# Saving and storing

## Standard joint stoppers, PP



Stopper type A: With square-knob cap and red core.

Stopper type B: With hexagonal-knob cap and red core.

Autoclavable at 121 °C (2 bar) according to DIN EN 285.

NS	Model	PU	Cat. No.
7/16	A	1	90594
10/19	A	1	90694
12/21	A	1	90794
14/23	A	1	90894
19/26	A	1	90994
24/29	A	1	91094
29/32	A	1	91194
29/32	B	1	92194
34/35	B	1	91294
45/40	B	1	91394
60/46	B	1	91494





## Screw caps, PFA



Transparent. For sealing all PFA containers with GL threads or buttress threads. Autoclavable at 121 °C (2 bar) according to DIN EN 285.

The advantages of PFA

- Especially suitable for use in trace analysis
- Ideal for sensitive and valuable samples
- Long-term maintenance of low-concentration reference materials in PFA containers
- No memory effects
- Practically no carryover, no cross-contamination due to the extremely hydrophobic, anti-adhesive and smooth surfaces
- High thermal stability, from -200 °C to +260 °C, autoclavable
- Chemical inertness against nearly all chemicals
- Good transparency and dimensional stability
- Easy to clean
- Highly pure starting materials used

Further information on PFA can be found starting on page 132.

Thread	PU	Cat. No.
GL 18	1	102597
GL 25	1	102397
S 28	1	102697
S 40	1	102897



## Screw caps, PP



Transparent. Autoclavable at 121 °C (2 bar) according to DIN EN 285.

Thread	PU	Cat. No.
GL		
18	24	83310
25	12	83311
32	12	83312
40	12	83315
45	12	83313
52	12	83316
56	12	83317
63	12	83314

# Saving and storing

## Storage bottles, PE-HD, without tap

Transparent.

With stable carrying handle and screw cap.

Available in wide- and narrow-mouth models.

Volume l	Thread mm	Height mm	Ø mm	PU	Cat. No.
5	94	340	170	1	81640
5	62.5	345	170	1	81644
10	108	415	210	1	81642
10	62.5	425	210	1	81646



## Storage bottles, PE-HD, with tap

Transparent. Narrow-mouth model.

With stable carrying handle and screw cap. The 25 and 50 l sizes come equipped with two carrying handles.

Complete with exchangeable, easily operated tap made from PP with a 3/4" pipe fitting.

Volume l	Thread mm	Height mm	Ø mm	PU	Cat. No.
5	62.5	345	170	1	81660
10	62.5	425	210	1	81662
25	95.5	565	280	1	81664
50	95.5	700	350	1	81666



## Tap for storage bottles, PP

Replacement tap for storage bottles made from PP (Cat. No. 81660 to 81666).

Complete with 3/4" pipe fitting and rubber ring.

Description	PU	Cat. No.
Tap for storage bottles	1	80375







## Container, PP

Ideal for low-footprint storage of media. The rectangular shape means that the containers can be lined up side by side with no wasted space. Each container is supplied with a scale. With a wide opening for filling. Comfortable, simple dispensing of media with the easily operated dispensing and discharge tap. Dripping is prevented with the rotatable spout. Container supplied without stopcock.

Capacity 6 L

Measurements 65 x 335 x 335 mm

Filling opening diameter: 41 mm

Description	PU	Cat. No.
Rectangular carboy	10	155094
Vented screw cap	1	155594
Safety supports for 2 rectangular carboys	1	155699
Safety supports for 3 rectangular carboys	1	155799
Filling tap	1	156094



## Urine bottles, PP and PC



Bottles from transparent PP or translucent PC. With a durable, raised scale, divisions of 50 ml. Available with or without attached lid made of PE-LD. Bottles autoclavable at 121 °C (2 bar) according to DIN EN 285.

CE marked according to IVD Directive 98/79 EC.

Type	Volume ml	PU	Cat. No.
Urine bottle without lid, PP	1000	6	97494
Urine bottle with lid, PP	1000	6	00394
Urine bottle without lid, PC	1000	6	97496
Urine bottle with lid, PC	1000	6	00396
Urine bottle lid, PE-LD		6	97593

# Saving and storing

## Sample containers, PFA



With screw cap made of PFA. Cylindrical, tall shape.  
Ideal for sample collection, transport and storage of samples.

The advantages of PFA

- Especially suitable for use in trace analysis
- Ideal for sensitive and valuable samples
- Long-term maintenance of low-concentration reference materials in PFA containers
- No memory effects
- Practically no carryover, no cross-contamination due to the extremely hydrophobic, anti-adhesive, smooth surfaces
- High thermal stability from -200 °C to +260 °C, autoclavable at 121 °C (2 bar) according to DIN EN 285
- Chemical inertness against nearly all chemicals
- Good transparency and dimensional stability
- Easy to clean
- Use of high purity raw material

Further information on PFA can be found starting on page 132.

Volume ml	Thread GL	Height mm	Ø mm	PU	Cat. No.
30	40	54	38	1	130297
60	40	90	38	1	130397
90	56	62	54	1	130497
180	56	112	54	1	130597



## Sample containers, PE-HD

With screw cap made of PE-HD. Cylindrical, tall shape.  
Ideal for sample collection, transport and storage of samples.

Volume ml	Thread mm	Height mm	Ø mm	PU	Cat. No.
5	23	36	21	10	80910
10	23	58	21	10	80911





## Sample containers, PP



Transparent. With screw cap made of PP. Cylindrical, tall shape.  
Ideal for sample collection, transport and storage of samples.

Volume ml	Thread GL	Height mm	Ø mm	PU	Cat. No.
30	40	54	38	10	130294
60	40	90	38	10	130394
90	56	62	54	10	130494
180	56	112	54	10	130594



## Sample containers, PP



Transparent. With snap-on lid made of PE-LD. Conical shape.

Volume ml	Height mm	Ø mm	PU	Cat. No.
5	25	20	25	68594
12	37	22	25	68794
18	57	22	25	68894
50	97	30	10	69194
160	110	50	10	69294



## Sample containers, PE-LD

Transparent. With attached snap-on lid made of PE-LD.

Volume ml	Height mm	Ø mm	PU	Cat. No.
1	32	9	500	80730
2	32	14	100	80731
5	50	15	100	80737
8	56	17	100	80732
10	32	22	100	80733
25	72	24	100	80734
30	52	31	50	80736
50	74	30	50	80735

# Saving and storing

## Weighing jars, PP

Transparent. With knobbed lid. Cylindrical shape.

Volume ml	Height mm	Ø mm	PU	Cat. No.
25	30	40	10	80342
30	50	30	10	80340
50	30	50	10	80345
65	35	60	10	80346
65	60	40	10	80343
200	90	60	10	80347
400	120	70	10	80348



## Multi-purpose container, SAN

Crystal clear, with fitted lid. Planar bottom inside, reinforced edge outside for stable placement on the lab bench.

Ideal for dust-proof storage of small components, instruments and utensils.

Volume ml	L x W x H mm	PU	Cat. No.
4000	340 x 230 x 94	1	36491





## Sample tubes, PFA



Sample tubes made from PFA for sample preparation, centrifugation and for use in autosampler racks. With or without individually calibrated ring mark at 10 ml with GL 25 screw cap made from PFA or PE stopper (see Table).

The advantages of PFA

- Especially suitable for use in trace analysis
- No memory effects
- Practically no carryover due to the extremely hydrophobic, anti-adhesive, smooth surfaces
- High thermal stability, from -200 °C to +260 °C, autoclavable
- Chemical inertness against nearly all chemicals
- Good transparency and dimensional stability
- Easy to clean

Further information on PFA can be found starting on page 132.

Figure Type No.		Volume ml	Height mm	Ø mm	PU	Cat. No.
1	With ring mark and screw cap	15	110	22	1	103897
-	Without ring mark	15	110	22	1	1038971
2	With ring mark and stopper	12	110	16	1	1037979
3	Without ring mark	12	110	16	1	103797

→ Test tube racks are found on page 96. →



## Microtubes, PP



With lid, with frosted labelling field. Raised graduations for reading the volume. The lid membrane has a uniform thickness and can be easily pierced by an analyzer. The attached lid seals tightly and is firmly seated, yet reopens easily. The microtubes have a uniform wall thickness and are highly transparent. CE marked according to IVD Directive 98/79 EC.

- Can be centrifuged at an RCA of up to 20,000 RCF at 20 °C for up to 20 min
- Lid membrane diameter: 8 mm; approx. 0.35 mm thick
- Outer diameter x H: 11 x 41 mm

Volume ml	Packaging units	PU	Cat. No.
1.5	1x500	500	145094
1.5	6x500	3000	145194

→ Microtube stands can be found on pages 96-97. →

# Saving and storing

## Watch glasses, PTFE

121°C


White. Without base.

High thermal stability and chemical resistance.

Autoclavable at 121 °C (2 bar) according to DIN EN 285.

Ideal for use to cover beakers.

Ø mm	PU	Cat. No.
50	1	113197
75	1	113297
100	1	113397
125	1	113497



Beakers  
can be found on pages 54-58.

## Watch glasses, PP

121°C

Transparent. With base.

Autoclavable at 121 °C (2 bar) according to DIN EN 285.

Ideal for use to cover beakers.

Ø mm	PU	Cat. No.
60	10	80452
80	10	80454
100	10	80455
125	10	80456



## Instrument trays, MF

White. Flat shape. Rounded corners. Smooth surfaces, easy to clean.

Practical tray for instruments, tools, and sensitive utensils. Stable and self-supporting.

L x W x H mm	PU	Cat. No.
190 x 150 x 17	5	71598
240 x 180 x 17	5	71698
268 x 208 x 17	5	71798
355 x 240 x 17	5	71898
428 x 288 x 17	5	71998





## Instrument trays, MF

White. Tall shape. Rounded corners. Smooth surfaces, easy to clean.  
Practical tray for instruments, tools, and sensitive utensils. Stable and self-supporting.  
Fitting lid made of PS, please order separately.

L x W x H mm	PU	Cat. No.
190 x 150 x 40	5	72098
290 x 160 x 35	5	72198
290 x 160 x 60	5	72398
340 x 245 x 100	5	72498
350 x 250 x 40	5	72298



## Lids for instrument trays, PS

Crystal clear. With handle. Rounded corners. Smooth surfaces, easy to clean.  
Protects the contents of the instrument trays from dust and contamination.  
The contents remain readily visible.

Size mm	For instrument tray No.	PU	Cat. No.
190 x 150	72098	5	79790
290 x 160	72198, 72398	5	79890
340 x 245	72498	5	79990



## Laboratory trays / catchment trays, PP

White. All-purpose. Robust design. Very good chemical resistance  
Rounded corners and edges. Smooth surfaces, easy to clean.

Inner bottom dimensions mm	Edge dimensions mm	Height mm	PU	Cat. No.
130 x 180	180 x 230	42	1	165094
180 x 240	250 x 310	65	1	165194
240 x 300	310 x 370	75	1	165294
300 x 400	420 x 520	120	1	165394
400 x 500	534 x 634	140	1	165494
500 x 700	648 x 846	160	1	165594

# Saving and storing

## Dishes, PVC

White. All-purpose. Rounded corners and edges. Easy to clean.


Inner bottom dimensions mm	Height mm	PU	Cat. No.
200 x 150	50	1	80280
250 x 200	60	1	80281
320 x 260	70	1	80282
350 x 300	85	1	80283
430 x 330	95	1	80284
520 x 420	95	1	80285
675 x 540	100	1	80286
550 x 430	190	1	80288



## Drawer organiser, PVC

White. With 9 lengthwise compartments opening at the front. For vials with a diameter of 25 mm.

Size mm	Height mm	PU	Cat. No.
355 x 300	45	1	80952



## Drawer organiser, PVC

White. With 12 compartments. Ideal for the orderly storage of small components. Stabilising circumferential edge.

Size mm	Height mm	PU	Cat. No.
410 x 300	65	1	80953



## Drawer organiser, PVC

White. Compartments of 5 different sizes for pipettes, thermometers, connectors, etc. Stabilising circumferential edge.

Size mm	Height mm	PU	Cat. No.
410 x 300	70	1	80954







## Bowls, PP



White. Round. With broad, stable edge and circumferential standing ring on the bottom.

Volume l	Height mm	Ø mm	PU	Cat. No.
1	70	160	5	42594
2	80	200	5	42694
3	100	240	5	42794
4	120	280	5	42894
7	130	320	3	42994
9	150	360	3	43094
13	180	400	3	43194



## Mixing vessel, MF

White. Round. With spout and handle.

With slip-resistant, circumferential standing ring on the bottom for especially stable positioning.

Especially easy to clean due to the rounded corners and edges and the smooth surfaces.

Volume ml	Height mm	Ø mm	PU	Cat. No.
3000	140	220	1	73298



## Bowl, PP, with lid

**NEW**

White. Rectangular shape.

Broad, stable, easy to grip edge.

Especially easy to clean due to the rounded corners and edges and the smooth surfaces.

Volume l	L x W x H mm	PU	Cat. No.
17	430 x 331 x 195	1	43610

# Saving and storing

## Transport containers, PE-HD

Transparent.  
Easy stackable.  
With reinforcing ribs and integrated carrying handles.  
Broad, stable edge.

Volume l	L x W x H mm	PU	Cat. No.
20	380 x 280 x 200	1	80602
46	560 x 330 x 250	1	80603
72	660 x 400 x 300	1	80604



## Buckets, PE-HD

White. Without spout. With division into 1 liter segments.  
Stable handle with reinforcement in the middle for comfortable carrying.  
Tightly closing, transparent lid made of PE-LD - please order separately.

Description	Volume l	Divisions l	Height mm	Ø mm	PU	Cat. No.
Buckets	5	1	240	250	1	96093
Buckets	10	1	300	290	1	96393
Lid	for 5 L				1	96293
Lid	for 10 L				1	96593



## Buckets with spout, PP

Transparent. With division into 1 liter segments.  
With stable handle and spout for easy emptying.  
Highly resistant to chemicals.  
Without lid.

Volume l	Divisions l	Height mm	Ø mm	PU	Cat. No.
12	1	330	310	1	96694
15	1	370	310	1	96794





## Microtube stands, PP

**NEW**



Opaque, gray. Numbered positions for 20 microtubes with volume of 1.5 ml.  
For working with samples as well as short- and medium-term storage.  
Autoclavable at 121 °C (2 bar) according to DIN EN 285.

Positions	L x W x H mm	PU	Cat. No.
20	210 x 70 x 37	1	3190941



## Microtube racks, coloured, PP



Stackable racks for micro- or cryotubes. Alphanumerically identified positions. Suitable for tempering in a water bath. The racks are supplied as folded out flat, and can be firmly and inseparably joined together in just a few steps. Working temperatures of -20 to +90 °C.  
Autoclavable at 121 °C (2 bar) according to DIN EN 285. Base area: 265 x 126 mm.

For diameters up to mm	Positions	Colour	Height mm	PU	Cat. No.
11	8 x 16	White	38	5	3197940
13	6 x 14	White	38	5	3198940
11	8 x 16	Blue	38	5	3197948
13	6 x 14	Blue	38	5	3198948
11	8 x 16	Red	38	5	3197943
13	6 x 14	Red	38	5	3198943

Microtubes  
can be found on page 90.



## Reagent tube racks, PP



White. For reagent tubes with a diameter of 21 mm.  
With three levels for precise, vertical positioning of the reagent tubes.

Working temperatures of -20 to +90 °C.  
Autoclavable at 121 °C (2 bar) according to DIN EN 285.

For diameters up to mm	Positions	L x W x H mm	PU	Cat. No.
21	2 x 6	190 x 60 x 80	5	80560
21	2 x 12	375 x 65 x 85	5	80562


# Saving and storing

## Reagent tube racks, PE

White. The special shape makes it possible to check the amounts present in the reagent tubes.

With two side-mounted handle straps.

For diameters up to mm	Positions	L x W x H mm	PU	Cat. No.
16	10	200 x 55 x 65	4	80130
18	9	200 x 55 x 65	4	80131



## Test tube racks, coloured, PP



Stackable, simple, and small footprint. Alphanumerically identified positions. Suitable for tempering in a water bath as well as storage of samples in the refrigerator and incubation in a climate chamber. The racks are supplied as folded out flat, and can be firmly and inseparably joined together in just a few steps. Working temperatures of -20 to +90 °C. Autoclavable at 121 °C (2 bar) according to DIN EN 285. Base area: 265 x 126 mm.

For diameters up to mm	Positions	Height mm	Colour	PU	Cat. No.
13	6 x 14	75	White	5	3190940
16	5 x 11	75	White	5	3191940
18	5 x 11	75	White	5	3192940
20	4 x 10	75	White	5	3193940
25	4 x 8	88	White	5	3194940
30	3 x 7	88	White	5	3195940
13	6 x 14	75	Blue	5	3190948
16	5 x 11	75	Blue	5	3191948
18	5 x 11	75	Blue	5	3192948
20	4 x 10	75	Blue	5	3193948
25	4 x 8	88	Blue	5	3194948
30	3 x 7	88	Blue	5	3195948
13	6 x 14	75	Red	5	3190943
16	5 x 11	75	Red	5	3191943
18	5 x 11	75	Red	5	3192943
20	4 x 10	75	Red	5	3193943
25	4 x 8	88	Red	5	3194943
30	3 x 7	88	Red	5	3195943





## Drying rack

Back plate and trough made from PVC with drainage nozzle.  
 With 75 metal pegs with PE coating for hanging various sizes of apparatus.  
 With two bore holes for simple wall mounting.  
 Delivered without installation hardware.

Size mm	PU	Cat. No.
450 x 630	1	76299



## Drying rack, PS

With wide draining trough and drainage nozzles.  
 Rack with 72 pegs 95 x 15 mm. For drying larger apparatus, some of the pegs can be removed and the bore holes closed at the rear.  
 Delivered complete with drainage tube and accessories for the wall installation.  
 In addition, 11 pegs (95 x 6 mm) are included for objects having a smaller diameter, such as reagent tubes.

Description	Size mm	PU	Cat. No.
Drying rack	450 x 630	1	80213
Pegs	95 x 6	11	81213

# Competence in Plastic Labware

B O T T L I N G      A N D      D E C A N T I N G



**VITLAB**   
Competence in Labware



## Measuring scoops, PP



White. Also suitable as weighing scoops. With precision formed filling edge and comfortable, stable handle. Easily readable volume quantities on the upper side of the handle.

Volume ml	Length mm	PU	Cat. No.
2	60	12	39194
5	82	12	39294
10	100	12	39394
25	135	12	39494
50	160	12	39594
100	200	12	39694
250	260	6	39794
500	315	6	39894
1000	385	6	39994



## Measuring scoops, coloured, PP

**NEW**



Measuring scoops (size: 100 ml) in seven different colours. Also suitable as weighing scoops. With precision formed filling edge and comfortable, stable handle. Easily readable volume quantities on the upper side of the handle.

Volume ml	Colour	PU	Cat. No.
100	red	12	396940
100	gray	12	396943
100	black	12	396944
100	yellow	12	396946
100	blue	12	396950
100	green	12	396952
100	bright blue	12	396955



# Bottling and decanting

## Scoops, PE-HD



Natural colouring. Conical in shape with tapered filling edge.

Volume ml	Length mm	PU	Cat. No.
15	115	12	40093
25	135	12	40193
65	185	12	40293
110	215	12	40393
150	250	12	40493
350	310	6	40593
750	350	6	40693
1250	400	6	40793



## Funnels, PP



Transparent. Rapid flow due to a steep 60° angle.

Practical handle with loop for hanging.

Volume approx. ml	Ø mm	Length mm	Stem diameter mm	Stem length mm	PU	Cat. No.
5	30	45	1.5	25	24	40894
6	30	47	4	25	24	41094
14	40	65	4	35	24	41194
32	50	85	7	43	24	41294
88	75	110	6	55	12	41394
222	100	155	8	77	12	41494
342	120	180	11	90	12	41594
817	150	220	15	95	12	41694







## Large funnels, PP



Transparent. Rapid flow due to a steep 60° angle. Practical handle for hanging. Suitable for filling large amounts of liquids. Optional accessories available: Stainless steel and aluminium sieve insert; however, not permissible for use with foodstuffs.

Volume approx. ml	Ø mm	Length mm	Stem diameter mm	PU	Cat. No.
1300	200	200	22	6	41794
3200	250	260	30	6	41894
12500	350	440	35	1	41994
Sieve insert diameter: 50 mm, for funnels no. 41794, 41894				1	42099



## Large funnels, PE-HD

Transparent. Rapid flow due to a steep 60° angle. Practical handle for hanging. Suitable for filling large amounts of liquids.

Volume approx. ml	Ø mm	Length mm	Stem diameter mm	PU	Cat. No.
12500	400	365	42	1	42294
17500	430	420	37	1	42393



## Standard joint funnels, PP



Transparent. For multi-neck flasks, laterally flattened, suitable for standard joint necks of various sizes. Suitable for the filling of liquid or powdered reagents into a reaction flask, especially for loading of multi-neck flasks during a reaction.

NS	Length mm	Wide opening mm	Stem length mm	PU	Cat. No.
14/23	75	40	17	10	70494
19/26	95	50	23	10	70594
29/32	135	75	30	5	70694

# Bottling and decanting

## Powder funnels, PP



Transparent. With short, wide stem. For transfer of powdered and granular substances. Rapid flow due to a steep 60° angle.

Ø mm	Length mm	Stem diameter mm	Stem length mm	PU	Cat. No.
65	68	15	25	10	70794
80	75	21	25	10	70894
100	94	22	20	10	70994
120	110	26	20	10	71094
150	138	28	22	5	71194



## Funnel holders, PP

For one or two funnels with a diameter of 50-120 mm. With exchangeable insert for different funnel sizes, and a practical clamp for easy securing to a stand rod of diameter 8-14 mm.

Positions	PU	Cat. No.
1	5	80268
2	5	80269




## Chemical waste disposal system, PE/PP

For collection of liquid chemicals in the laboratory. The inlet hopper made from PE-HD contains a self-closing float, overflow protection, and a splash guard.

Volume l	Height mm	Ø mm	PU	Cat. No.
10	560	222	1	151594




→  
Urbanti, Büchner, and analytical funnels  
can be found on page 116.  
→



## Connectors, universal PP

Transparent. Due to its special shape, it can be used for a wide variety of different tubing inner diameters.

For tubing with an inner diameter of mm	PU	Cat. No.
5 - 15	10	78794



## Connectors, straight, PP

Transparent. Conical shape to accept tubing of various inner diameters.

For tubing with an inner diameter of mm	Outlet opening diameter mm	PU	Cat. No.
3 - 5	2.0	20	80510
5 - 7	3.5	20	80511
7 - 10	4.5	20	80512
9 - 12	6.5	20	80513
11 - 14	8.5	20	80514
13 - 16	10.5	20	80515



## Connectors, straight, PP

Conical shape, stepped. With different fitting diameters on the two sides to be able to connect with tubing having different diameters.

For tubing with an inner diameter of mm	Outlet opening diameter mm	PU	Cat. No.
4 - 8 / 8 - 12	1.6 / 4.6	20	80877
4 - 8 / 12 - 16	1.6 / 7.6	20	80878
8 - 12 / 12 - 16	4.6 / 7.5	20	80879

# Bottling and decanting

## 2-way connectors, PE-HD

For connecting tubing of varying diameters. The connectors can be joined together with the next size up. Not suitable for pressure applications!

For tubing with an inner diameter of mm	Outlet opening diameter mm	PU	Cat. No.
3 - 5	1.6	20	80434
5 - 7	2.7	20	80435
7 - 9	3.6	20	80436
9 - 12	5.5	20	80535
11 - 14	7.3	20	80536
13 - 16	8.8	20	80537



## Connectors 90°, PP



For running tubing across edges and corners.

For tubing with an inner diameter of mm	Outlet opening diameter mm	PU	Cat. No.
3 - 4	1.3	20	81250
4 - 5	2.5	20	81251
6 - 7	4.5	20	81252
8 - 9	6.0	20	81253
10 - 11	6.0	20	81254
12 - 13	10.5	20	81255
14 - 15	11.6	20	81256



## Connectors, T-shape, PP



For the splitting or combining of liquid lines in a tubing system.

For tubing with an inner diameter of mm	Outlet opening diameter mm	PU	Cat. No.
3	1.6	20	80459
4 - 5	3.7	20	80460
6 - 7	4.4	20	80461
8 - 9	6.3	20	80462
10 - 11	8.2	20	80463
12 - 13	10.0	20	80520
14 - 15	12.1	20	80521



## Connectors, Y-shape, PP



For the splitting or combining of liquid lines in a tubing system.

For tubing with an inner diameter of mm	Outlet opening diameter mm	PU	Cat. No.
3	2.0	20	80464
4 - 5	2.7	20	80465
6 - 7	4.6	20	80466
8 - 9	5.5	20	80467
10 - 11	7.3	20	80468
12 - 13	9.7	20	80525
14 - 15	11.9	20	80526

## Non-return valve, PE-HD


With valve disc made from FKM. Max. operating pressure 2 bar.

For tubing with an inner diameter of mm	PU	Cat. No.
6 - 9	10	78593

## Non-return valves, PP

With valve discs made from nitrile rubber (NBR). Max. operating pressure 2 bar.

For tubing with an inner diameter of mm	PU	Cat. No.
8 - 10	10	80418
10 - 15	10	80419



# Bottling and decanting

## Water flow stopcocks, PE

With reinforced handles and strong tubing fittings.  
Suitable only for non-pressurised operation.

For tubing with an inner diameter of Inches/mm	PU	Cat. No.
1/2 / 12	10	75093
3/8 / 9	10	75193



## 2-way / 3-way valves, PE/PP

For connection to tubing. Usable as cut-off, 2-way, or 3-way stopcock.  
Max. working pressure 1 bar.

Model	For tubing with an inner diameter of mm	PU	Cat. No.
2-way	5	1	137094
2-way	7	1	137294
2-way	9	1	137494
3-way	5	1	137194
3-way	7	1	137394
3-way	9	1	137594



## Flow monitor, SAN

Crystal clear. The flow monitor provides a visual indication of the flow rate of liquids or gases through tubing. The impeller functions in both flow directions. For liquid flow rates from 150 ml/min. With compact dimensions (88 mm overall length including tubing fittings, 40 mm wide, and 15 mm deep), the flow monitor can also be installed in laboratory equipment and assemblies.

For tubing with an inner diameter of mm	PU	Cat. No.
6.5 - 11	10	138591






## Spatula, PA

Glass-fibre reinforced. Double spatula or spatula spoon, with stable, easy to hold handle in the middle.


Description	Length mm	PU	Cat. No.
Double spatula	150	10	80594
Double spatula	180	10	80595
Spatula spoon	180	10	80596
Spatula spoon	210	10	80593



## Forceps, POM

Yellow, blunt, elastic, very good resilience. With grooves on the outside for optimum handling and grip.

Length mm	PU	Cat. No.
115	5	68099
145	5	68199
180	5	68299
250	5	68399



## Forceps, PMP

121°C

White, pointed, elastic, very good resilience.

Length mm	PU	Cat. No.
115	10	67895
145	10	67995



## PTFE-tape

For sealing and wrapping of threads and other connections. High chemical resistance. Working temperatures up to 250 °C.

Length m	Width mm	PU	Cat. No.
12	12	10	131097

# Competence in Plastic Labware

PREPARATION, SEPARATION, AND CONCENTRATION



**VITLAB**   
Competence in Labware





## Magnetic stirring bars, polygonal, PTFE



With permanent magnet Alnico V core. The angled shape gives rise to significant turbulence, and thus achieves effective mixing, even at low spin rates.

Ø mm	Length mm	PU	Cat. No.
2	5	5	300497
2	7	5	300597
3	8	5	300897
3	10	5	301097
3	13	5	301197
4.5	12	10	301597
6	10	10	301697
6	15	10	301797
6	25	10	301997
6	30	10	302097
7	20	10	301897
7	50	10	302297
7	60	10	302397
8	40	10	302197
10	70	5	302497
10	80	5	302597
27	57	1	303097
27	108	1	303197
27	159	1	303297



## Magnetic stirring bars, oval, PTFE



With permanent magnet Alnico V core. Highly suitable for vessels with a round bottom, such as round-bottom flasks. The angled side surfaces act to produce high turbulence, and thus achieve effective mixing.

Ø mm	Length mm	PU	Cat. No.
5	10	3	311097
6	15	3	311197
10	20	3	311297
12	25	3	311397
16	30	3	311497
16	35	3	311597
20	40	1	311697
20	50	1	311797
20	64	1	311897
20	70	1	311997

# Preparation, separation, and concentration

## Magnetic stirring bars, octagonal, PTFE



With rings and permanent magnet Alnico V core. The eight-sided shape gives rise to significant turbulence, and thus achieves effective mixing, even at low spin rates.

The middle ring also promotes stable centering with convex or uneven bottoms.

Ø mm	Length mm	PU	Cat. No.
8	13	3	307697
8	15	3	307797
8	22	3	307897
8	25	3	307997
8	28	3	308097
8	38	3	308197
8	41	3	308297
8	51	3	308397
8	64	3	308497
10	13	3	308597
10	15	3	308697
10	22	3	308797
10	25	3	308897
10	35	3	308997
10	38	3	309097
10	48	3	309197
10	51	3	309297
10	64	3	309397
13	38	1	309497
13	75	1	309597



## Magnetic stirring bars, cross shape, PTFE



With permanent magnet Alnico V core. The angled shape gives rise to significant turbulence, and thus achieves effective mixing, even at low spin rates.

The cross shape promotes very stable centering.

Size mm	Height mm	PU	Cat. No.
10 x 10	5	1	316097
20 x 20	8	1	316197
25 x 25	9	1	316297
30 x 30	10	1	316397
38 x 38	11	1	316497





## Magnetic stirring bars, double spinfin, PTFE



With permanent magnet Alnico V core. For microtubes and reagent tubes. Effective mixing, even at low spin rates.

Ø mm	Height mm	PU	Cat. No.
14	10	1	314097
17	13	1	314197
22	15	1	314297



## Magnetic stirring bars, triangular, PTFE



With permanent magnet Alnico V core. The angled shape gives rise to significant turbulence, and thus achieves effective mixing, even at low spin rates.

Edges mm	Length mm	PU	Cat. No.
6	12	3	310197
8	25	3	310297
14	40	3	310397
12	50	3	310497




## Magnetic stirring bars, single spin fin, PTFE



With permanent magnet Alnico V core. With a diameter of only 9 mm, ideal for use in cuvettes and reagent tubes. Easily centered.

Ø mm	Height mm	PU	Cat. No.
9	6	1	317297



## Magnetic stirring bars, barbell, PTFE



With permanent magnet Alnico V core. Excellent centering due to the small contact surface, and effective mixing. Disk diameter: 20-mm; shaft diameter: 8-mm.

Length mm	PU	Cat. No.
35	3	3125970
55	3	3126970

# Preparation, separation, and concentration

## Magnetic stirring bar retrievers, PE



With a permanent magnet on one end and holding ring on the other one. Magnet is completely encapsulated in a PE mantle.



Length mm	PU	Cat. No.
300	1	318293
450	1	318393

## Magnetic stirring bar retrievers, flexible, PTFE



Flexible magnetic stir bar retriever with a total length of 330 mm. Magnet encapsulated. Ø x L 12.5 x 51 mm. Due to the high flexibility, the magnet stir bar can be retrieved from inaccessible locations, e.g., from the water trap in a laboratory sink. High chemical resistance, simple to clean.




Length mm	PU	Cat. No.
330	1	318597

## Magnetic stirring bar retrievers, PTFE



With PTFE encapsulated magnetic core. Straight shape. High chemical resistance, simple to clean.



Length mm	PU	Cat. No.
150	1	122097
250	1	122197
350	1	122297



## Mortars, MF

White, with spout. Stable circumferential edge. Very stable.


Volume ml	Height mm	Ø mm	PU	Cat. No.
300	75	125	5	72898
500	90	150	5	72998



## Pestles, MF

White, heavy design. with ergonomically shaped grip.

Length mm	Head diameter mm	Weight g	PU	Cat. No.
125	30	55	5	73498
145	35	85	5	73598
160	40	120	5	73698
215	42	175	1	73898



## Stirring rod, PP

Spatula-shaped extension for effective manual stirring of small volumes.

Length mm	PU	Cat. No.
245	10	80828

# Preparation, separation, and concentration

## Water-jet pump, PP

For generation of a vacuum and to siphon off liquids and vapours (if necessary, with a suction main or condensation trap connected upstream).

Pump fluid: Water

Length of the unit: approx. 210 mm (R 3/4" connector fitted)

Weight: approx. 33 g (R 3/4" connector fitted)

- High chemical resistance, since the pumped media only come into contact with polypropylene, FKM and PTFE.
- Operating temperature up to a maximum of 80 °C.
- Integrated non-return valve increases operating safety.
- Simple operation, and easy to clean.
- Detachable vacuum connection.
- Variety of supplied adapters simplify connections to most water sources, and additional reducing adapters are available.

Very low water consumption:

The flow configuration has been optimised, resulting in a 33% reduction of water consumption (190 liters/h at 3.5 bar water supply pressure).

Constant discharge pressure:

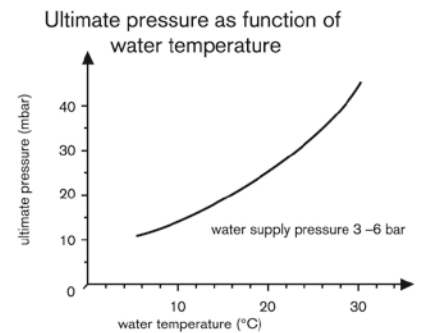
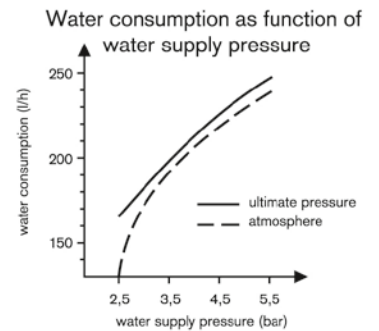
The discharge pressure of 16 mbar (water temperature: 12 °C) is reachable across a wide range of water supply pressures of from 3 to 6 bar.

High suction capacity:

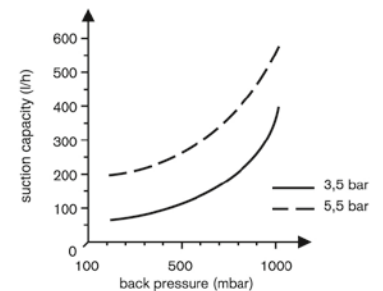
The suction capacity is approx. 400 L/hour of air (vs. atmospheric pressure, 12 °C water temperature, 3.5 bar water supply pressure).

Included in delivery:

Water jet pump, including: water supply connection (lock nut R 3/4", reducing adapter R 1/2" and hose connection (olive) with outer diameter 10-12 mm), vacuum connection (olive with outer diameter 6-9 mm, detachable with GL 14 screw cap).



Pumping capacity as function of back pressure



Description	PU	Cat. No.
Water-jet pump	1	77094
Accessories:		
Reducing adapter R3/4 inch to R3/8 inch	1	159665
Reducing adapter R3/4 inch to M 22x1, Perlator thread	1	159670



## Analytical funnels, PP

Transparent. With long stem and grooves. Rigidified by a thickened edge.  
Rapid flow due to a steep 60° angle.

Volume approx. ml	Ø mm	Length mm	Stem diameter mm	Stem length mm	PU	Cat. No.
50	50	194	5	150	10	80162
100	72	208	5	143	10	80164
225	91	227	5	145	10	80165



## Urbanti funnels, PMP

Crystal clear. The spiral-shaped ribs increase the rate of filtration and prevent the trapping of air between the filter paper and the funnel. With long stem.

Volume approx. ml	Ø mm	Length mm	Stem diameter mm	Stem length mm	PU	Cat. No.
30	51	195	3	150	6	325095
80	70	210	3	150	6	325195
250	100	198	7	108	4	325295
630	140	247	10	132	3	325395
1800	196	315	20	155	2	325495



## Büchner funnels, PP

Three parts. Upper and lower parts are detachable to facilitate cleaning.

Volume approx. ml	Filter diameter mm	Length mm	Hole diameter mm	PU	Cat. No.
40	42.5	95	1.2	1	80437
70	55	113	1.1	1	80438
180	70	145	2.0	1	80439
280	80	165	2.0	1	80440
390	90	180	2.5	1	80441
810	110	210	2.5	1	80442
2100	160	280	2.75	1	80443
6000	240	350	3.0	1	80445

# Preparation, separation, and concentration

## Filtering racks

Funnel holder with base and adjustable height, made from PP, support stand made from aluminium, diameter: 12.7 mm; and, length: 595 mm. To hold from two to four funnels with an upper outer diameter of 50-120 mm.

Positions	Base plate mm	PU	Cat. No.
2	250 x 140	1	78394
4	450 x 140	1	78294



Additional funnels  
can be found on pages 102-103.

## Support for separatory funnels, PP

For separatory funnels of from 125-500 ml. With practical clamps for simple attachment to stand rods with diameters of 8-14 mm.

Positions	PU	Cat. No.
1	5	80970







## Imhoff or sedimentation cone, SAN



According to DIN 12 672. Crystal clear, with raised scale for precise reading of volumes. For simple, basic cleaning and rinsing, the screw coupling on the tip can be removed. Lower breakage risk than for PC or glass containers. For determination of suspended matter in liquids (e.g., for industrial and municipal wastewater).

Graduation:

0 -	2 ml	=	0.1 ml
2 -	10 ml	=	0.5 ml
10 -	40 ml	=	1 ml
40 -	100 ml	=	2 ml
100 -	1000 ml	=	50 ml

Volume ml	PU	Cat. No.
1000	3	75991



## Sedimentation rack, PMMA

Holds two Imhoff sedimentation cones. Base plate with depression for exact vertical positioning of the sedimentation cone.

L x W x H mm	PU	Cat. No.
150 x 300 x 290	1	81056

# Preparation, separation, and concentration

## Round-bottom flasks, PFA



Transparent, neck with NS 29/32. Can be used as a safety flask with a rotary evaporator. High thermal stability and chemical resistance.

The advantages of PFA

- Especially suitable for use in trace analysis
- Long-term maintenance of low-concentration reference materials in PFA containers
- No memory effects
- Practically no carryover, no cross-contamination due to the extremely hydrophobic, anti-adhesive and smooth surfaces
- High thermal stability, from -200 °C to +260 °C, autoclavable.
- Chemical inertness against nearly all chemicals
- Good transparency and dimensional stability
- Easy to clean
- Use of high purity raw materials

Further information on PFA can be found starting on page 132.

Volume ml	Height mm	Ø mm	PU	Cat. No.
100	117	65	1	107797
250	147	88	1	107897
500	177	107	1	107997



## Round-bottom flask stand, PP



White, for flasks with a round bottom. Excellent chemical resistance. Autoclavable at 121 °C (2 bar) according to DIN EN 285.

Ø mm	PU	Cat. No.
160	5	80271





## Gas wash bottles, PFA



Cap with S 40 buttress threads, and frit made of PTFE. A pore size of approx. 50  $\mu\text{m}$  for optimal optimal pearling of the gas into the liquid. A wide field of application is possible due to the use of high-quality fluoroplastic. Suitable only for non-pressurised operation.

The advantages of PFA

- Especially suitable for use in trace analysis
- Long-term maintenance of low-concentration reference materials in PFA containers
- No memory effects
- Practically no carryover, no cross-contamination due to the extremely hydrophobic, anti-adhesive and smooth surfaces
- High thermal stability, from  $-200\text{ }^{\circ}\text{C}$  to  $+260\text{ }^{\circ}\text{C}$ , autoclavable
- Chemical inertness against nearly all chemicals
- Good transparency and dimensional stability
- Easy to clean
- Use of high purity raw materials

Further information on PFA can be found starting on page 132.

Volume ml	Height mm	$\varnothing$ mm	Hose connection inner / outer diameter mm	PU	Cat. No.
250	160	61	4 / 6	1	159497
500	190	76	4 / 6	1	159597
1000	240	96	5 / 8	1	159697

# Preparation, separation, and concentration

## Desiccators with stopcock, PC

Crystal clear, with stopcock for evacuation. Lower sections can be filled with desiccants. The materials to be dried are placed on a perforated disc made of PP. Lid is sealed by a neoprene gasket. Ideal for use in educational laboratories.

Ø mm	Disc diameter mm	PU	Cat. No.
171	140	1	326496
230	190	1	326596
273	230	1	326696



## Desiccators, PP/PC

Lower portion made from PP can be filled with desiccants. The materials to be dried are placed on a perforated disc made of PP. The lid made from PC is sealed with a neoprene gasket. Ideal for use in educational laboratories.

Ø mm	Disc diameter mm	PU	Cat. No.
171	140	1	326094
230	190	1	326194
273	230	1	326294



## Desiccators with stopcock, PP/PC

With a bleed valve and an O-ring seal between the dome and the lower portion. The desiccators are suitable for vacuum and are provided with a non-return valve. Hot crucibles should only be placed on a porcelain plate, and should not come into too close contact with the rim of the desiccator. The insert made of PP serves to hold the drying agent. Desiccator plates should be purchased separately.

Ø mm	PU	Cat. No.
150	1	80550
200	1	80230
250	1	80554



## Desiccator plates, PP and porcelain

PP plate, usable up to a max. of 120 °C. Porcelain plates are suitable for hot objects.

Material	For desiccator diameter mm	Ø mm	PU	Cat. No.
PP	150	141	1	80551
PP	200	190	1	80231
PP	250	239	1	80553
Porcelain	150	140	1	65965
Porcelain	200	190	1	65975
Porcelain	250	240	1	65980

## Replacement parts for desiccators


Replacement O-rings and valves for desiccators (cat. nos. 80550, 80230, 80554).

Description	PU	Cat. No.
O-ring for desiccator no. 80550	1	80555
O-ring for desiccator no. 80230	1	80556
O-ring for desiccator no. 80554	1	80557
Valve, PC, for desiccator nos. 80550, 80230 and 80554	1	80229

## Slide storage boxes, PS

With lid. For 25, 50 or 100 slides, 76 x 26 mm. Handy, stackable, break resistant, easy to clean. The positions are numbered individually. With an index card.

Positions	L x W x H mm	PU	Cat. No.
25	122 x 96 x 34	4	80276
50	229 x 96 x 34	1	80277
100	229 x 181 x 34	1	80278




# Preparation, separation, and concentration

## Staining chamber for slides, POM

Consists of staining jar and a staining rack for 25 slides 76 x 26 mm.

L x W x H mm	PU	Cat. No.
100 x 87 x 51	5	99099



## Staining rack for slides, POM

For serial staining of 25 slides 76 x 26 mm.  
Usable in the staining jar, cat. no. 99199. (see below).

L x W x H mm	PU	Cat. No.
91 x 79 x 38	10	99299



## Staining jar for slides, POM

For combination with staining rack, cat. no. 99299 (see above).  
Can also be used as a storage box for 25 slides.

L x W x H mm	PU	Cat. No.
100 x 87 x 51	5	99199



## Storage boxes for slides, stackable, PS

Storage box for four staining racks, each with 25 slides.  
Optionally available with or without staining racks.

Description	L x W x H mm	PU	Cat. No.
With 4 staining racks	192 x 169 x 39	3	99390
Without staining racks	192 x 169 x 39	3	99490





## Staining jar, PMP

Crystal clear. For the staining of slides in combination with the staining insert, PP (cat. no. 80354). With 2 lids: one lid to reduce evaporation of the liquid when not in use, the other with a small opening for introducing the staining insert during staining.

L x W x H mm	PU	Cat. No.
103 x 82 x 70	4	80353



## Staining insert, PP

With handle. For the staining of up to 20 slides, 76 x 26 mm. Fits in the staining jar, cat. no. 80353.

L x W x H mm	PU	Cat. No.
86 x 70 x 21	2	80354



## 'Hellendahl' staining chamber, PMP

Crystal clear. With lid. Holds 8 slides, or 16 slides stacked back to back, 76 x 26 mm.

L x W x H mm	PU	Cat. No.
58 x 53.5 x 86	4	80355



## Coplin staining chamber, PP

With screw top. For serial staining of 10 slides 76 x 26 mm.

Height mm	Screw cap outer diameter mm	Inner diame- ter mm	PU	Cat. No.
94	50	34	10	136693

# Preparation, separation, and concentration

## Cuvettes, PS and PMMA

Standard single-use cuvettes are ideal for kinetics measurements, and are supplied in clear, reclosable packaging.

- Cluster number sorting
- Slight deviations in the extinction coefficients
- Optically perfect transmission range
- Recessed window to protect against scratching
- Arrow indicates the direction of radiation

Size:

Cuvette:	12.5 x 12.5 x 45 mm
Window: Macro cuvette	10 x 35 mm
Window: Semi-micro cuvette	4.5 x 23 mm
Layer thickness:	10 mm

Cuvettes made from polystyrene (PS)

Typical range of application	> 340 nm
Standard deviations at 360 nm	Extinction coefficient of 0.005

Cuvettes made from poly(methyl methacrylate) (PMMA)

Typical range of application	> 300 nm
Standard deviations at 320 nm	Extinction coefficient of 0.004



Description	Fill volume ml	PU	Cat. No.
Macro cuvette, PS	2.5 - 4.5	1000	146190
Semi-micro cuvette, PS	1.5 - 3.0	1000	146290
Macro cuvette, PMMA	2.5 - 4.5	1000	146399
Semi-micro cuvette, PMMA	1.5 - 3.0	1000	146499

## Cuvette stand, PP

121°C

Opaque, gray. Numbered positions for 16 (standard) cuvettes with 10 mm layer thickness. Autoclavable at 121 °C (2 bar) according to DIN EN 285.

Positions	L x W x H mm	PU	Cat. No.
16	210 x 70 x 38	1	146099







# VITLAB<sup>®</sup> Promotional

ADVERTISE WITH YOUR GOOD NAME



**VITLAB**   
Competence in Labware

# Your good name in daily use

Precision is usually of great significance when it comes to ensuring the effective use of granulates, powders or liquids. The transportation, storage and decanting of small volumes often require special containers. VITLAB is one of the leading manufacturers of high-grade plastic labware and specializes in high-precision printing on plastic products with superior chemical and break resistance.



This offers a great advantage: by having your name and logo printed on these products, you will work “hand in hand” with your clients and always maintain a high presence. The products can be used wherever people work with granulates, powders or liquids; for example, in agriculture, laboratories, the medical sector, the food industry and the cleaning

business, as well as when using colours and chemicals.

Plastic labware by VITLAB guarantees that you have the best manufacturing quality and optimal functionality associated with your good name, thus ensuring a sustained positive echo.



# A positive echo through individuality

VITLAB develops and manufactures its products at its own production facilities. This allows us to produce and print plastic labware according to your individual requirements and specifications. Please do not hesitate to inform us of your wishes and we will let you know what sort of individual solution we can provide for you.

## When it comes to precision and accuracy


Volumetric containers by VITLAB stand out due to the greater precision and accuracy ensured by the measuring scale. On request, VITLAB can also print a customized scale on your product. The quality colours guarantee that the scale remains readable and does not wear off.

## Small gifts keep the friendship alive

Plastic products have a high level of usability and are ideally suited as advertising articles or for promotional campaigns for your products. You can have your company name and logo or other motifs printed on them permanently and thus advertise with your good name.

## A unique position thanks to an unmistakable design

VITLAB provides advertising materials of the very highest quality with round, conical or flat printing, using screen or pad printing systems and with particularly durable and luminescent colours according to the Pantone and HKS colour table. Various marking techniques, such as laser printing and heat embossing, provide you with an unmistakable design.



# Would you like to have more information?

---

## Please do not hesitate to contact us!

Please do not hesitate to contact us for advice on the selection, design and colour of your plastic products. A personal consultant ensures that you receive competent advice from the first meeting to the delivery of the product.

Our contact information:

Tel: +49 (0) 6026 977 99-0

Fax: +49 (0) 6026 977 99 -30

E-mail: [info@vitlab.de](mailto:info@vitlab.de)

[www.vitlab.de](http://www.vitlab.de)

# Technical information

---

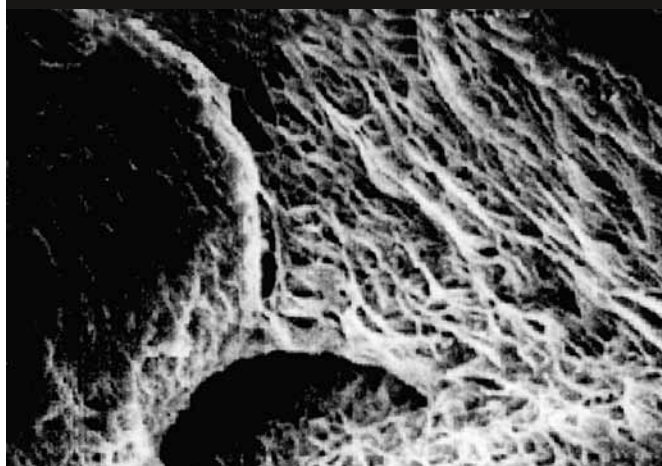
	Page
• Fluoroplastic PFA	132
• VITLAB <sup>®</sup> opaque	134
• Plastics and their properties	135
• Classification and type description of plastics	135
• Chemical stability of plastics	139
• Physical properties of plastics	148
• Cleaning and maintenance of plastics	149
• Sterilisation of laboratory equipment made of plastics	150
• Disposal and recycling	152
• Suitability for foodstuffs	152
• CE-IVD	153
• Accuracy of volumetric instruments	154



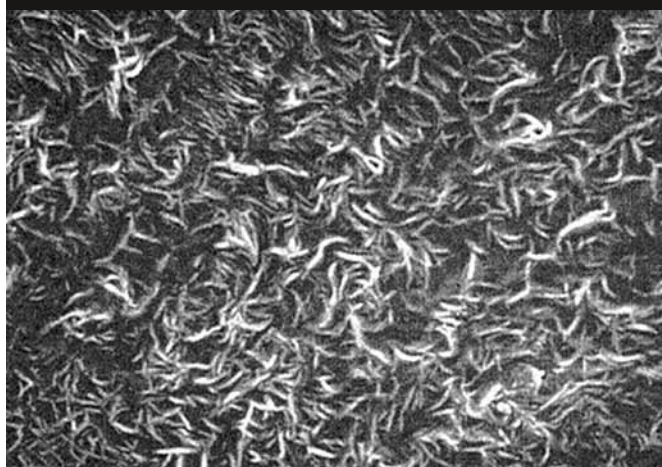
PFA evaporating dish



PTFE beaker



PE-HD bottle



## Fluoroplastic PFA

Today, trace analysis operates with concentrations in the range of ng/g (ppb) and pg/g (ppt). Thus, all modern processes require a corresponding trace analytical laboratory hygiene. However, the analytical accuracy of the measurement depends not only on the accuracy of the analytical instrument, but also directly on the judicious selection of container materials and the preparation of the samples themselves. Under these conditions, the fluoroplastic PFA truly shows its worth.

Labware made from polyolefins, such as polypropylene (PP) or polyethylene (PE), has found broad application in modern laboratories. Since catalysts (e.g., Ziegler-Natta or Philipps) are used during the manufacturing process, the constituent elements (frequently Al, Cr, Mg, Si, Ti or Zn) can still be detected in the ultra-trace range, and thus might affect the analysis results. In direct comparison to these manufacturing processes, PFA is especially suitable for trace element analysis because it is manufactured without the use of additives, and therefore cannot become contaminated by the additive components.

In addition to this advantage, PFA has other remarkable properties. PFA can be used for a broad range of applications by virtue of its resistance to almost all organic and inorganic compounds. PFA is one of the most resistant materials after platinum, and is practically chemically inert. Moreover, PFA stands apart with extraordinarily high thermal stability, making it possible to operate in the temperature range of -200 to +260 °C.

For all PFA products, VITLAB uses only high-purity PFA, which is particularly well-suited for trace analysis. For less critical uses, e.g. if the main requirement is a high chemical resistance, VITLAB offers bottles of "economy grade" PFA, which are partly made of recycled PFA. These are favourably priced and also environmentally friendly.

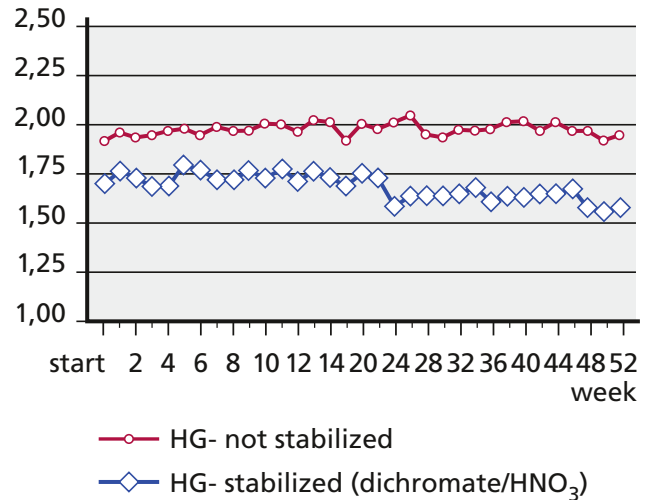
Pictures of the surface structure of PTFE, PFA, and PE-HD with a scanning electron microscope (8000 times magnification).

# Technical information

VITLAB's PFA vessels have unique, extremely smooth, liquid-repellent surfaces that are made possible through modern manufacturing processes and acknowledged expertise (see pictures on "Surface Structure"). This is especially significant in the illustrative comparison. The pictures taken in a scanning electron microscope show uneven and irregular surfaces for PE-HD and PTFE, and deep pores and concavities can be identified in the PTFE surface. In contrast to the uneven surfaces, PFA evaporating dishes had to be marked (X) and exhibit a completely smooth, even and uniform surface structure.

Due to this characteristic, all PFA labware is particularly easy to clean and presents hardly any interactions with samples as compared to conventional container materials. With these advantages combined with the minimal water absorption by PFA (< 0.03%), even samples at very low concentration can be stored for long periods of time in PFA containers without changes in their concentration (see the application example on Mercury Standards).

Concentration 2 ppb (ng/g) each

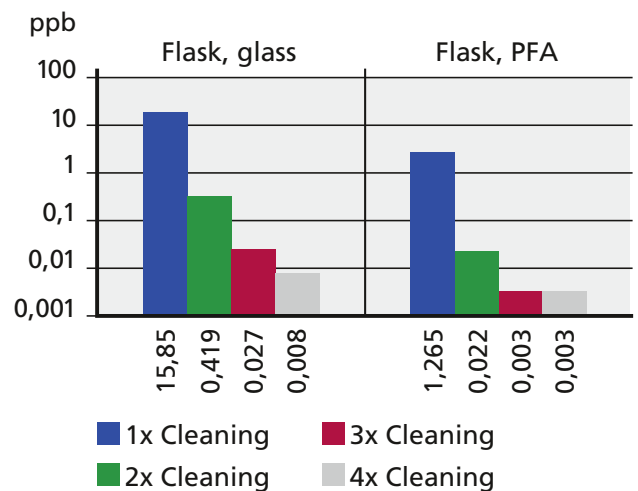


Application Example - Mercury Standards: Storage of an Hg standard in high-purity PFA containers (concentration 2 ppb (ng/g) each). Source: GIT Laboratory Trade Magazine 1/95

## Cleaning after contamination

The valuable properties of PFA, primarily the near absence of memory effects, ensure the reliability of trace analytical results. In comparison with a commercially available glass flask, the simple cleaning after contamination with lead (Pb) solution at a concentration of 1000 ppb (ng/g) is a telling example (see the section on Cleaning of Volumetric Flasks). The cleaning of the glass and PFA volumetric flasks was conducted by shaking with 65% HNO<sub>3</sub> \*Suprapur® (Pb < 0.005 ppm) at room temperature. With PFA volumetric flasks, the minimum concentration of 0.003 ppb is reached after three rinses, while substantially higher lead concentrations can be measured in glass flasks even after four rinses. The experiment also shows that PFA labware does not require the usual time-consuming boiling.

Mean of 4 Graduated Flask 500 ml each



Cleaning of glass and PFA volumetric flasks after contamination. Source: Kali-Forschungsinstitut, K. Mangold

\*Suprapur® is a trademark of Merck KGaA.



## VITLAB® opaque

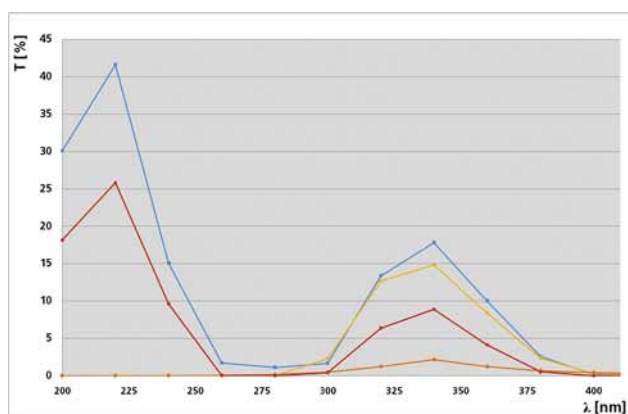
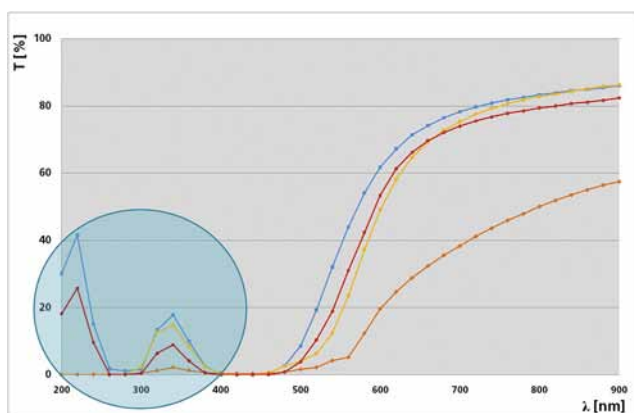
### Greater protection for light-sensitive substances.

Light-sensitive substances require protection from the effects of light and particularly UV light so that they have a longer usable lifetime. In 2008, VITLAB manufactured the world's first opaque volumetric flasks developed from specially pigmented plastic. The special pigments safely protect samples from the effects of light, while still maintaining high transparency to enable volumes to be set accurately.

The opaque volumetric flasks and reagent bottles safeguard the contained substances with a light protection factor of virtually 20. The absorption spectrum properties exhibited by the products are significantly better over the entire spectral range of 200 - 900 nm versus comparable brown glass products. VITLAB® opaque reagent bottles are especially effective below 560 nm. They have a maximum of 5% transmission at 560 nm, and less than 2.5% transmission measurable at or below 520 nm. The pigments in the opaque products exhibit a brilliant characteristic shine in the UV range starting at 400 nm.

In the UV range from 280 nm and in the upper visible range from 580 nm, VITLAB® opaque reagent bottles and volumetric flasks are thus significantly better than even high-quality brown glass containers. The differences between reagent bottles made of VITLAB® opaque and those of brown glass bottles can be more or less pronounced depending on the type of the glass, since the brown glass bottles are subjected to significantly greater production fluctuations.

The higher break resistance and lower weight are advantageous during daily use in the laboratory, and make VITLAB® opaque an attractive alternative to conventional volumetric flasks and reagent bottles made of brown glass.



Light transmission diagram: Comparison of results for the measurement of transmission (T%) between VITLAB® opaque and brown glass in volumetric flasks and bottles, in the wavelength range of  $\lambda = 200$  to 900 nm. VITLAB® opaque provides better protection of the container contents from the effects of light, particularly in the UV range (see diagram below).

- Brown glass volumetric flasks
- Brown glass bottle
- ◆— VITLAB® opaque bottle
- ◆— VITLAB® opaque volumetric flask



## Classification and type description of plastics

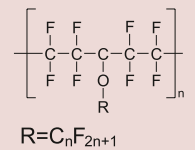
In general, plastics can be divided into the three groups. The abbreviations of the described plastics used are those according to DIN 7728.

### Thermoplastics

Plastics with a linear molecular structure, with or without side chains, can be reversibly moulded through heat treatment without changing their thermoplastic properties. Thermoplastics are frequently used in the production of plastic labware. Hence we provide here a brief description of some of the more important plastics, and explain their molecular structure, as well as their mechanical, chemical and physical properties. The most frequently used thermoplastics are polyolefins, such as polyethylene and polypropylene.

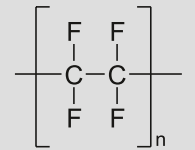
#### PFA (perfluoroalkoxy copolymer)

- 121°C
- Highly transparent, elastic thermoplastic with high-molecular, semi-crystalline structure
- Very good temperature stability
- Broad range of application, from -200 °C to +260 °C
- Virtually chemically inert, excellent chemical stability against practically all chemicals
- Very low water absorption (< 0.03%)
- Ultra-smooth, anti-adhesive surface with unique surface structure
- Typical products are, for example: Class A volumetric flasks, bottles, sample containers
  - ➔ Especially suitable for use in trace analysis, and for the storage of low-concentration solutions



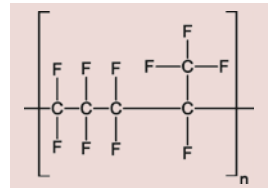
#### PTFE Polytetrafluoroethylene

- 121°C
- Non-transparent, white, elastic thermoplastic with high-molecular, semi-crystalline structure
- Very good temperature stability
- Broad range of application, from -200 °C to +260 °C
- Virtually chemically inert, excellent chemical stability against practically all chemicals
- Anti-adhesive surface
- Very good sliding properties and electrical insulating capability (very low friction coefficient)
- Typical products are, for example: Bottles, beakers, sheathing for magnetic stir bars



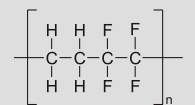
#### FEP Tetrafluoroethylene-perfluoropropylene copolymer

- 121°C
- Translucent, white, thermoplastic copolymer with high-molecular, semi-crystalline structure
- Anti-adhesive surface
- Very good temperature stability
- Broad range of application, from -100 °C to +205 °C
- Excellent chemical stability



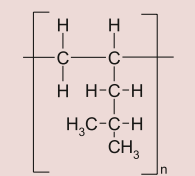
#### ETFE Ethylene-tetrafluoroethylene copolymer

- 121°C
- Translucent, white copolymer from ethylene and tetrafluoroethylene
- Very good temperature stability
- Broad range of application, from -100 °C to +150 °C
- Very good chemical stability
- Typical products are, for example: Thread adapters, Griffin beakers, threaded connectors

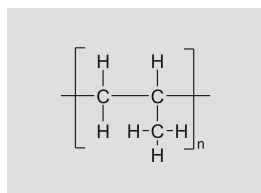


#### PMP Polymethylpentene

- 121°C
- Crystal-clear, stiff thermoplastic
- Similar structure to PP, with the methyl group replaced by an isobutyl group
- Good thermal stability
- Range of application from 0 to +150 °C
- Good tensile strength and dimensional stability
- Good chemical stability
- Typical products are, for example: Class A volumetric flasks, Class A measuring cylinders
  - ➔ For the storage of light-sensitive substances, also available in highly transparent, UV-absorbing VITLAB® opaque



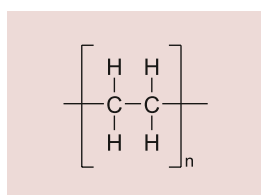
## Classification and type description of plastics



### PP Polypropylene

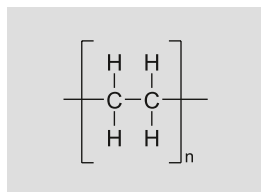
121°C

- Highly transparent, elastic thermoplastic
- Similar structure to PE, with a methyl group attached to alternate carbon atoms in an isotactic arrangement
- Good thermal stability
- Range of application from 0 °C to +125 °C
- Good tensile strength and dimensional stability
- Good chemical stability, comparable to PE
- Typical products are, for example: Class B volumetric flasks, Class B measuring cylinders, measuring pitchers, sample containers, funnels
  - ➔ For the storage of light-sensitive substances, also available in highly transparent, UV-absorbing VITLAB® opaque



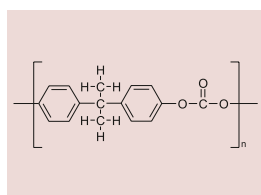
### PE-HD High-density polyethylene

- Transparent, elastic thermoplastic
- Good thermal stability
- Range of application from -50 °C to +105 °C
- Compact, with increased tensile strength due to less cross-linking compared with PE-LD
- Good chemical stability
- Better chemical stability to organic solvents compared to PE-LD
- Typical products are, for example: Bottles, buckets, scoops
  - ➔ For the storage of light-sensitive materials, also available in brown-dyed version



### PE-LD Low-density polyethylene

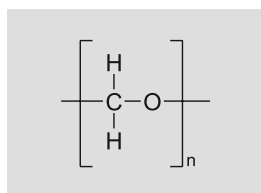
- Highly transparent, elastic thermoplastic
- Moderate thermal stability
- Range of application from -50 °C to +80 °C
- Very good flexibility
- Good chemical stability
- Typical products are, for example: Wash bottles, dropping pipettes



### PC Polycarbonate

121°C

- Transparent, stiff thermoplastic
- Linear polymer of carbon dioxide
- Very good temperature stability
- Broad range of application, from -130 °C to +125 °C
- Good tensile strength and impact resistance
- Moderate chemical stability
- Typical products are, for example: Desiccators
- Note: Polycarbonates can lose their tensile strength through autoclaving or exposure to alkaline detergents



### POM Polyoxymethylene

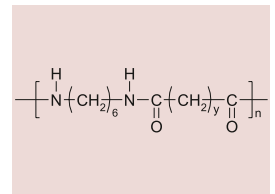
121°C

- Non-transparent, white, stiff, and high-molecular thermoplastic
- Good thermal stability
- Broad range of application, from -40 °C to +130 °C
- High hardness and dimensional stability
- Good sliding properties and abrasion resistance
- Good chemical resistance to aliphatic, aromatic, and halogenated hydrocarbons, and alkalis. Unstable to acids and esters
- Typical products are, for example: Slide boxes, staining jars
  - ➔ Especially good chemical stability to organic solvents
  - ➔ POM can replace metal in many applications

## Classification and type description of plastics

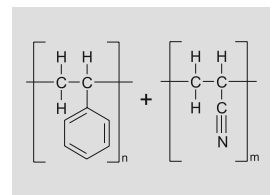
### PA Polyamide

- Linear polymers with regularly repeating amide bonds along the main chain
- Good thermal stability
- Range of application from -40 °C to +100 °C
- Outstanding durability and tensile strength, often used as construction material and for metal coatings
- Good chemical resistance to organic solvents
- Readily attacked by acids and oxidising agents
- Typical products are, for example: Spatula



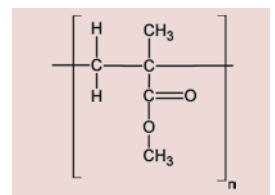
### SAN Styrene-acrylonitrile copolymer

- Crystal clear, stiff thermoplastic copolymer
- Moderate thermal stability
- Range of application from -40 °C to +70 °C
- Brittle and dimensionally stable
- Low tendency to form stress cracks
- Moderate chemical stability, SAN is slightly more chemically stable than PS
- Typical products are, for example: Graduated beakers, Class B graduated cylinders



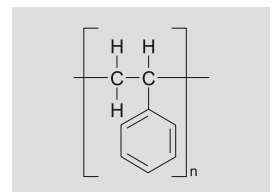
### PMMA Poly(methyl methacrylate)

- Crystal clear ("organic glass"), dimensionally stable thermoplastic
- Moderate thermal stability
- Range of application from -50 °C to +65 °C
- Very good UV radiation stability
- Poor chemical stability
- Typical products are, for example: Cuvettes



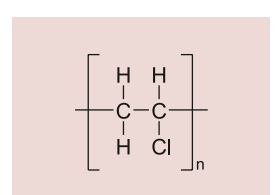
### PS Polystyrene

- Crystal clear, stiff, amorphous or semi-crystalline thermoplastic
- Moderate thermal stability
- Range of application from -20 °C to +70 °C
- Hard, brittle, and dimensionally stable
- Tendency to form stress cracks
- Moderate chemical stability
- Typical products are, for example: Containers, cuvettes



### PVC Poly(vinyl chloride)

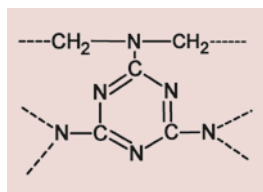
- Amorphous thermoplastic, transparent with a slight blue tint
- Moderate thermal stability
- Range of application from -20 °C to +80 °C
- Good chemical stability, especially resistant to oils
- The addition of plasticisers opens up many useful applications, ranging from artificial leather to injection moulding components
- Typical products are, for example: Drawer organisers, dishes, trays



## Classification and type description of plastics

### Thermosets

Plastics with densely cross-linked molecules, which are very hard and brittle at normal temperatures. Heating causes irreversible hardening. These plastics are rarely used for plastic labware. The best known thermosets are the melamine resins. Melamine resin is produced by polycondensation of melamine with formaldehyde.

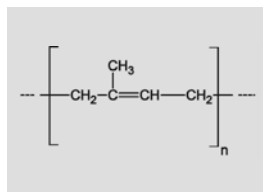


#### MF Melamine-formaldehyde resin

- Colourless thermoset, also belongs to the aminoplast group
- Good thermal stability
- Broad range of application, from -80 °C to +120 °C
- High surface hardness, abrasion resistance, and fire resistance
- Good electrical insulator, high creep resistance
- Good chemical stability
- Typical products are, for example: Trays, plates, mixing bowls
- Caution necessary when used in a microwave oven: Heating can release amounts of melamine and formaldehyde that can be harmful to health!

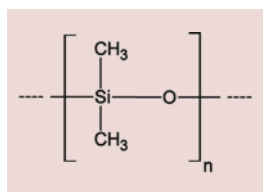
### Elastomers

Plastics with loosely cross-linked molecules that exhibit rubber-like elasticity at room temperature. Heating causes irreversible integration (vulcanisation). The best known elastomers are natural rubber and silicone rubber.



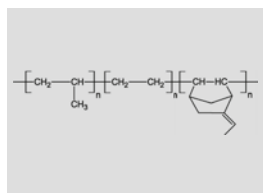
#### NR Natural rubber

- Elastomer obtained from latex (milk-like sap from rubber tree bark) and vulcanised with sulphur to improve the elasticity
- Composed of polymerised isoprene, with an extremely uniform structure
- Moderate thermal stability, not stable to UV
- Range of application from -40 °C to +80°C
- High tensile strength and elongation at rupture
- Poor chemical stability
- Typical products are, for example: pipette filler bulbs



#### SI Silicone rubber

- Synthetic elastomer in which silicon atoms are linked together by oxygen atoms
- Includes polyorganosilanes that have groups such as hydrogen atoms, hydroxyl groups or vinyl groups for cross-linking reactions
- Very good thermal stability, and resistance to UV, ozone, and weather
- Broad range of application, from -60 °C to +180 °C
- High dimensional stability, even at high temperatures
- Very good durability, even at low temperatures
- Poor chemical stability



#### EPDM Ethylene-propylene-diene rubber

- Synthetic terpolymeric elastomer
- Manufactured with metallocene or Ziegler-Natta catalysts that utilise vanadium compounds and aluminium alkyl chlorides
- Good thermal stability
- Range of application from -40 °C to +130 °C
- High elasticity, even at low temperatures
- Stable to UV and ozone, and weather-resistant
- Very good chemical stability

# Technical information

## Chemical resistance of plastics

With regard to chemical stability, plastics are classified as follows:

<p style="font-size: 2em; margin: 0;">+</p> <p style="margin: 5px 0;">Very good chemical resistance</p> <p style="font-size: 0.8em; margin: 0;">Within 30 days, continuous exposure to media causes no damage to the plastic. The plastic may remain resistant for years.</p>	<p style="font-size: 2em; margin: 0;">0</p> <p style="margin: 5px 0;">Good to limited chemical resistance</p> <p style="font-size: 0.8em; margin: 0;">Within 7-30 days, continuous exposure to media causes minor damage (e.g. swelling, softening, loss of mechanical strength, discolouration), some of which is reversible.</p>	<p style="font-size: 2em; margin: 0;">-</p> <p style="margin: 5px 0;">Poor chemical resistance</p> <p style="font-size: 0.8em; margin: 0;">Not suitable for continuous exposure to media. Immediate damage may occur (e.g. loss of mechanical strength, deformation, discolouration, cracking, liquification).</p>
---	--	--

## Chemical resistance of plastics to various substance classes

Classes of substances at 20 °C	PFA	PTFE	FEP	ETFE	PMP	PP	PE-HD	PE-LD	PC	POM	PA	SAN	PMMA	PS	PVC	MF	NR	SI	EPDM	FKM
Alcohols, aliphatics	+	+	+	+	+	+	+	+	+	+	0	+	-	+	+	+	+	+	+	-
Ethers	+	+	+	+	-	0	0	0	-	+	+	-	-	-	-	-	-	-	-	-
Aldehydes	+	+	+	+	0	+	+	0	0	0	0	-	0	-	-	+	0	0	+	+
Esters	+	+	+	+	0	0	0	0	-	-	+	-	0	-	-	+	0	0	0	-
Hydrocarbons, aliphatic	+	+	+	+	0	+	+	0	0	+	0	-	+	-	+	+	-	-	-	0
Hydrocarbons, aromatic	+	+	+	+	-	0	+	0	-	+	0	-	-	-	-	+	-	-	-	0
Hydrocarbons, halogenated	+	+	+	+	-	0	0	0	-	+	0	-	-	-	-	+	-	-	-	0
Ketones	+	+	+	0	0	0	0	0	-	+	+	-	-	-	-	+	-	-	0	-
Alkalis	+	+	+	+	+	+	+	+	-	+	+	+	+	+	+	-	+	0	+	0
Acids, strong or concentrated	+	+	+	+	+	+	+	+	-	-	-	-	-	0	+	-	-	-	+	0
Acids, weak or diluted	+	+	+	+	+	+	+	+	0	-	-	0	-	0	+	0	0	0	+	+
Oxidising acids, oxidising agents	+	+	+	+	-	-	-	-	-	-	-	-	-	-	-	-	-	-	0	0

The carefully prepared recommendations listed here are based on technical literature and made available by the manufacturers of raw materials, to provide information and advice. However, nothing can replace suitability tests conducted by the end user under the actual conditions of use.

## Chemical stability of plastics

Medium	PFA/FEP		PTFE		ETFE		PMP		PP		HDPE		LDPE	
	20 °C	50 °C	20 °C	50 °C	20 °C	50 °C	20 °C	50 °C	20 °C	50 °C	20 °C	50 °C	20 °C	50 °C
Acetaldehyde	+	+	+	+	+	0	0	-	+	-	+	0	+	-
Acetic acid (glacial acetic acid), 100%	+	+	+	+	+	+	+	0	+	0	+	+	+	0
Acetic acid, 50%	+	+	+	+	+	+	+	+	+	+	+	+	+	+
Acetic anhydride	+	+	+	+	+	+	+	0	0	0	0	0	-	-
Acetone	+	+	+	+	+	0	+	+	+	+	+	+	+	0
Acetonitrile	+	+	+	+	+	+	0	-	+	0	+	0	+	0
Acetophenone	+	+	+	+	+	+	0	-	0	0	0	0	-	-
Acetyl chloride(acetic acid chloride)	+	+	+	+	+	+			+		+		+	
Acetylacetone	+	+	+	+	+	+	+		+		+		+	
Acrylic acid (2-propenic acid)	+	+	+	+	+	+	+		+		+		+	
Acrylonitrile	+	+	+	+	+	+	-	-	0	-	+	+	+	+
Adipic acid	+	+	+	+	+	+	+	+	+	+	+	+	+	+
Allyl alcohol (2-propan-1-ol)	+	+	+	+	+	+	+	0	+	+	+	+	+	+
Aluminium chloride	+	+	+	+	+	+	+	+	+	+	+	+	+	+
Aluminium hydroxide	+	+	+	+	+	+	+	0	+	+	+	+	+	+
Amino acids	+	+	+	+	+	+	+	+	+	+	+	+	+	+
Ammonium chloride	+	+	+	+	+	+	+	+	+	+	+	+	+	+
Ammonium fluoride	+	+	+	+	+	+	+	+	+	+	+	+	+	+
Ammonium hydroxide, 30% (ammonia)	+	+	+	+	+	+	+	+	+	+	+	+	+	+
Ammonium sulphate			+	+			+	+	+	+	+	+	+	+
n-Amyl acetate (pentyl acetate)	+	+	+	+	+	+	+	0	0	-	+	0	0	-
Amyl alcohol (pentanol)	+	+	+	+	+	+	+	+	+	+	+	+	+	+
Amyl chloride (chloropentane)	+	+	+	+	+	+	-	-	-	-	-	-	-	-
Aniline	+	+	+	+	+	0	+	0	+	+	+	+	+	0
Aqua regia	+	+	+	+	+	+	-	-	-	-	-	-	-	-
Barium chloride	+	+	+	+	+	+	+	+	+	+	+	+	+	+
Benzaldehyde	+	0	+	+	+	0	+	+	+	+	+	+	+	+
Benzene	+	+	+	+	+	+	0	0	+	0	+	+	0	-
Benzoyl chloride			+	+	+	+	0	0	+	0	+	+	0	-
Benzyl alcohol	+	+	+	+	+	+	0	-	0	-	0	-	0	-
Benzyl chloride			+	+	+	+								
Benzylamine	+	+	+	+	+	+	0		0		0		0	-
Boric acid, 10%	+	+	+	+	+	+	+	+	+	+	+	+	+	+
Bromine	+	+	+	+	+	+	-	-	-	-	-	-	-	-
Bromobenzene	+	+	+	+	0	-	-	-	-	-	-	-	-	-
Bromoform	+	+	+	+	+	+	-	-	-	-	-	-	-	-
Bromonaphthalene	+	+	+	+	+	+								
Butanediol	+	+	+	+	+	+	+	+	+	+	+	+	+	+
1-Butanol (butyl alcohol)	+	+	+	+	+	+	+	0	+	+	+	+	+	+
n-Butyl acetate (acetic acid n-butyl ester)	+	+	+	+	+	+	+	0	0	0	+	+	0	0
Butyl methyl ether	+	+	+	+	+	0	+	-	+	0	0	-	0	-
Butylamine			+	+	+	+								
Butyric acid (butanoic acid)	+	+	+	+	+	+			-	-	0	-	-	-
Calcium carbonate	+	+	+	+	+	+	+	+	+	+	+	+	+	+
Calcium chloride	+	+	+	+	+	+	+	+	+	+	+	+	+	+
Calcium hydroxide	+	+	+	+	+	+	+	+	+	+	+	+	+	+
Calcium hypochlorite	+	+	+	+	+	+	+	0	+	+	+	+	+	+

# Technical information

PC		POM		PA		SAN		PMMA		PS		PVC		MF	NR	SI	EPDM	FKM
20 °C	50 °C	20 °C	50 °C	20 °C	50 °C	20 °C	50 °C	20 °C	50 °C	20 °C	50 °C	20 °C	50 °C	20 °C	20 °C	20 °C	20 °C	20 °C
0	-	+	+	0		-	-	-	-	-	-	-	-		-	-	0	-
-	-	-	-	-	-					-	-			0	0	0	0	-
+	0	0	-	-	-	+	0	-	-	0	0	+	0	+	-	-	-	-
-	-	-	-	0	0					-	-	-	-		0	0	0	-
-	-	+	+	+		-	-	-	-	-	-	-	-	+	0	-	+	-
-	-	+		+		-	-	-	-	-	-	-	-		-	-	-	-
-	-	+		+		-	-	-	-	-	-	-	-	+	-	-	+	-
-	-			-	-	-	-	-	-	-	-	-	-		-	-	-	+
-	-	+				-	-	-	-	-	-	-	-		-	-	+	-
-	-	-	-			-	-	-	-	-	-	-	-		-	-	-	-
-	-	-	-	+		-	-	-	-	-	-	-	-		-	-	-	-
+	+	+	+	+		+	+	+	+	+	+	+	0		+	+	+	+
0	0	+	+	0		0	-	-	-	0	0	0	-		0	-	+	+
-	-	+	0	0	-	+	+	+	+	+	+	+	0	+	0	0	+	+
0	-	+	+	+	+	0	0	0	0	0	0	+	+		+	+	+	+
+	+	+	+	+	+	+	+	+	+	+	+	+	+		+	+	+	+
0	0	+	+	+		+	+	0	0	+	+	+	0		+	+	+	+
0	0	+	+	+		+	+	0	0	+	+	+	0		-	+	+	0
-	-	0	0	0		+	0	+	+	0	-	+	0	+	+	0	+	-
+	+	+	+	+		+	+	+	+	+	+	+	+		0	0	+	-
-	-	+	+	0		-	-	+	+	-	-	-	-		0	-	0	-
+	+	+	+	+		+	+			0	0	0	0		0	-	0	0
-	-	+	+	+		-	-	-	-	-	-	-	-		-	-	-	+
0	-	0	0	0	-	-	-	-	-	-	-	-	-		-	-	-	-
-	-	-	-	-	-	-	-	-	-	-	-	-	-	-	-	-	-	-
+	+	+	+	+		+	+	+	+	+	+	+	+		+	+	+	+
0	-	+	+	0		-	-	-	-	-	-	-	-		-	-	0	-
-	-	+	0	+		-	-	-	-	-	-	-	-	+	-	-	-	0
-	-	+	0	-	-	-	-	-	-	-	-	-	-		-	-	-	+
0	0	+	+	-	-	-	-	-	-	-	-	0	0		-	0	0	+
		+		+						-	-				-	-	-	+
-	-	+				-	-	-	-	-	-	-	-		-	0	0	+
+	+	+	+	+		+	+	+	+	+	+	+	+		+	+	+	+
-	-	-	-	-	-	-	-	-	-	-	-	-	-		-	-	-	0
-	-			+		-	-	-	-	-	-	-	-		-	-	-	+
-	-	-	-	-	-	-	-	-	-	-	-	-	-		-	-		
						-	-			-	-				0	-	+	-
0	0	+	+	+	0	+	0	0	-	0	-	0	0		+	0	0	+
-	-	+	0	+		-	-	-	-	-	-	-	-		-	-	0	-
-	-	+	+			-	-	-	-	-	-	-	-		-	-	-	-
		+	+			-	-			-	-				-	0	-	-
0	-			0	0	-	-			-	-				-	-	-	0
+	+	+	+	+	+	+	+	+	+	+	+	+	+		+	+	+	+
+	+	+	+	-	-	+	+	+	+	+	+	0	-		+	+	+	+
-	-	+	+	+		+	0	+	+	+	0	+	+		+	0	+	+
0	-	+	+	+	-	+	+	0	0	+	+	0	-		-	0	+	+



## Chemical stability of plastics

Medium	PFA/FEP		PTFE		ETFE		PMP		PP		HDPE		LDPE	
	20 °C	50 °C	20 °C	50 °C	20 °C	50 °C	20 °C	50 °C	20 °C	50 °C	20 °C	50 °C	20 °C	50 °C
Carbon disulphide	+	+	+	+	+	0	-	-	-	-	-	-	-	-
Carbon tetrachloride	+	+	+	+	+	+	-	-	-	-	0	-	0	-
Chloroacetaldehyde, 45%			+	+	+	+								
Chloroacetic acid (monochloroacetic acid)	+	+	+	+	+	+	+	0	+	0	+	+	+	+
Chloroacetone			+	+	+	+								
Chlorobenzene	+	+	+	+	+	0	-	-	-	-	-	-	-	-
Chlorobutane	+	+	+	+	+	+	0	-	0	-	0	-	0	-
Chloroform	+	0	+	+	+	0	0	-	-	-	0	-	0	-
Chloronaphthalene			+	+	+	+								
Chlorosulphonic acid	+	+	+	+	0	-								
Chromic acid, 10%	+	+	+	+	+	+	+	+	+	+	+	+	+	+
Chromic acid, 50%	+	+	+	+	+	+	0	0	0	0	+	0	+	0
Chromic-sulphuric acid	+	+	+	+	+	+	0	-	-	-	-	-	-	-
Copper sulphate	+	+	+	+	+	+	+	+	+	+	+	+	+	+
Cresol	+	+	+	+	+	0	-	-	0	0	0	-	-	-
Cumene (isopropylbenzene)	+	+	+	+	+	+	-	-	0	-	+	0	0	-
Cyclohexane	+	+	+	+	+	0	-	-	0	-	0	-	0	-
Cyclohexanone	+	+	+	+	+	+	0	0	0	-	0	-	-	-
Cyclopentane	+	+	+	+	+	+	0	-	0	-	0	-	-	-
Decane	+	+	+	+	+	+	0		0		0	-		
1-Decanol	+	+	+	+	+	+	+		+		+			
Di(ethylene glycol)	+	+	+	+	+	+	+	+	+	+	+	+	+	+
Dibenzyl ether	+	+	+	+	+	+	0		+		+			
Dibromoethane	+		+	+	0									
Dibutyl phthalate	+	+	+	+	+	+	+	0	+	0	0	-	0	-
Dichloroacetic acid	+	+	+	+	+	0	+	+	0	-	0	0	0	-
Dichlorobenzene	+	+	+	+	+	0	-	-	0	-	0	-	0	-
Dichloroethane	+	+	+	+	+	+	0	-	0	-	0	-	0	-
Dichloromethane (methylene chloride)	+	+	+	+	0	0	0	-	0	-	0	-	0	-
Diesel oil (heating oil)	+	+	+	+	+	+	0	-	+	0	+	0	0	-
Diethanolamine			+	+					0		0			
Diethyl ether	+	+	+	+	+	+	-	-	0	-	0	-	-	-
Diethylamine	+	+	+	+	+	0	0	0	0	-	0	-	-	-
1,2 Diethylbenzene	+	+	+	+	+	0	-	-	-	-	0	-	-	-
Dimethyl sulphoxide (DMSO)	+	+	+	+	+	+	+	+	+	+	+	+	+	+
Dimethylaniline	+	+	+	+	+	+								
Dimethylformamide (DMF)	+	+	+	+	+	+	+	+	+	+	+	+	+	+
1,4-Dioxane	+	+	+	+	+	0	0	0	+	0	+	+	+	0
Diphenyl ether			+	+										
1,2 Ethanediol (ethylene glycol, glycol)	+	+	+	+	+	+	+	+	+	+	+	+	+	+
Ethanol (ethyl alcohol)	+	+	+	+	+	+	+	0	+	+	+	+	+	+
Ethanolamine	+	+	+	+	+	+			+					
Ethyl acetate (acetic acid ethyl ester)	+	+	+	+	+	+	0	-	+	0	+	+	+	+
Ethyl methyl ketone (MEK)	+	+	+	+	0	0	-	-	+	0	0	-	0	-
Ethylbenzene	+	+	+	+	0	0	-	-	-	-	-	-	-	-
Ethylene oxide	+	+	+	+	+	+	0	-	0	-	0	0	0	0
Fluoroacetic acid			+											

# Technical information

PC		POM		PA		SAN		PMMA		PS		PVC		MF	NR	SI	EPDM	FKM
20 °C	50 °C	20 °C	50 °C	20 °C	50 °C	20 °C	50 °C	20 °C	50 °C	20 °C	50 °C	20 °C	50 °C	20 °C	20 °C	20 °C	20 °C	20 °C
-	-	+	+	0		-	-	-	-	-	-	-	-		-	-	-	+
-	-	0	0	-	-	-	-	0	-	-	-	-	-	+	-	-	-	+
0	-	-	-	-	-	-	-	0	-	0	-	+	0		-	-	0	0
															0	-	+	-
-	-			-	-	-	-	-	-	-	-	-	-		-	-	-	0
		-	-															0
-	-	-	-	0	-	-	-	-	-	-	-	-	-	+	-	-	-	0
		-	-												-	-	-	+
		-	-	-	-										-	-	-	-
+	0	0	0	-	-	-	-	0	-	-	-	+	0		-	0	-	+
0	-	-	-	-	-	0	0	-	-	-	-	+	-		-	-	-	+
-	-	-	-	-	-	0	0	-	-	0	0	+	0		-	-	-	+
+	+	+	+	+		+	0	+	+	+	+	+	0		0	+	+	+
-	-			-	-					-	-	-	-		-	-	-	+
-	-	+	-			-	-	-	-	-	-	-	-		-	-	-	+
-	-	+	+	+						-	-	-	-	+	-	-	-	+
-	-			+						-	-	-	-		-	-	-	-
-	-									-	-	-	-		-	-	-	+
0		+				0				0		+			0	0	-	+
0		+				0				0		+			0	0	+	+
0	0	+	0	0		+	+	-	-	0	-	-	-		+	0	+	+
		+				-	-	-	-	-	-				-	-	0	-
-	-	+	+			-	-	-	-	-	-	-	-		-	0	0	0
0	-			-	-					0	-	0	-		-	-	-	-
-	-	-	-	+		-	-	-	-	-	-	-	-		-	-	-	+
		-	-	0											-	-	-	0
-	-			0	-					-	-	-	-		-	-	-	0
-	-	+	+	+	+	-	-	0	-	-	-	0	-		-	-	-	+
-	-					-	-	-	-	-	-						0	
-	-	+	+	+	+	-	-	-	-	-	-	-	-		0	0	0	-
0	0	0	0	+		-	-	-	-	-	-	-	-		-	-	0	-
		0		0		-	-	-	-	-	-				-	-	-	0
+	+	+	+	0	0	+	+	+	+	+	+	+	+	+	-	+	+	0
+	0	+	+	+		0	-	-	-	0	-	+	0	+	0	0	+	0
															-	-	+	
-	-			+		-	-	-	-	-	-	-	-	+	-	-	0	-
-	-	-	-	+		-	-	-	-	-	-	-	-		-	-	-	-
-	-					-	-	-	-	-	-	-	-		-	-	-	0
0	-	+	+	0		-	-	-	-	-	-	0	-		-	-	-	-
-	-	-	-			-	-	-	-	-	-	-	-		-	-	-	-

## Chemical stability of plastics

Medium	PFA/FEP		PTFE		ETFE		PMP		PP		HDPE		LDPE	
	20 °C	50 °C	20 °C	50 °C	20 °C	50 °C	20 °C	50 °C	20 °C	50 °C	20 °C	50 °C	20 °C	50 °C
Formaldehyde, 40%	+	+	+	+	+	+	+	+	+	+	+	+	+	+
Formamide	+	+	+	+	+	+	+	+	+	+	+	+	+	+
Formic acid, 98-100%	+	+	+	+	+	+	+	0	+	+	+	+	+	+
Gasoline (petroleum spirits)	+	+	+	+	+	+	0	0	0	0	+	+	0	-
Glycerine	+	+	+	+	+	+	+	+	+	+	+	+	+	+
Glycolic acid, 70%	+	+	+	+	+	+	+	+	+	+	+	+	+	+
Heating oil (Diesel oil)	+	+	+	+	+	+	0	-	+	0	+	0	0	-
Heptane	+	+	+	+	+	+	0	0	0	0	0	0	0	-
Hexane	+	+	+	+	+	+	0	-	+	0	+	0	0	-
Hexanoic acid			+	+										
Hexanol	+	+	+	+	+	+	+	+	+	+	+	+	+	+
Hydrochloric acid, 10%	+	+	+	+	+	+	+	+	+	+	+	+	+	+
Hydrochloric acid, 20%	+	+	+	+	+	+	+	+	+	+	+	+	+	+
Hydrochloric acid, 37%	+	+	+	+	+	+	+	+	+	+	+	+	+	+
Hydrofluoric acid, 40%	+	+	+	+	+	+	+	+	+	+	+	+	+	+
Hydrofluoric acid, 70%	+	+	+	0	+	+	+	0	+	0	+	0	+	-
Hydrogen bromide	+	+	+	+	+	+	+	+	+	+	+	+	+	+
Hydrogen peroxide, 35%	+	+	+	+	+	+	+	+	+	+	+	+	+	+
Hydroiodic acid	+	+	+	+	+	+	+	+	+	+	+	+	+	+
Isoamyl alcohol (3-methyl-1-butanol)	+	+	+	+	+	+	+	+	+	+	+	+	+	+
Isobutanol (isobutyl alcohol)	+	+	+	+	+	+	+	+	+	+	+	+	+	+
Isooctane	+	+	+	+	+	+								
Isopropanol (2-propanol)	+	+	+	+	+	+	+	+	+	+	+	+	+	+
Isopropyl ether	+	+	+	+	+	0	-	-	-	-	-	-	-	-
Lactic acid (2-hydroxypropionic acid)	+	+	+	+	+	+	+	+	+	+	+	+	+	+
Lugol's solution (iodine/potassium iodide solution)	+	+	+	+	+	+	+	0	+	+	-	-	-	-
Mercury	+	+	+	+	+	+	+	+	+	+	+	+	+	+
Mercury chloride	+	+	+	+	+	+	+	+	+	+	+	+	+	+
Methanol	+	+	+	+	+	+	+	+	+	+	+	+	+	0
Methoxybenzene	+	+	+	+	+	+								
Methyl butyl ether	+	+	+	+	+	0	+	0	+	+	0	-	-	-
Methyl ethyl ketone (MEK)	+	+	+	+	0	0	-	-	+	0	0	-	0	-
Methyl formate (formic acid methyl ester)	+	+	+	+	+	+								
Methyl propyl ketone	+	+	+	+	+	+	0	0	+	0	+	+	+	0
Methylene chloride (dichloromethane)	+	+	+	+	+	+	-	-	0	-	0	-	0	-
Mineral oil (motor oil)	+	+	+	+	+	+	+	+	+	+	+	+	+	0
Monochloroacetic acid	+	+	+	+	+	+	+	0	+	0	+	+	+	+
Nitric acid, 10%	+	+	+	+	+	+	+	+	+	+	+	+	+	+
Nitric acid, 30%	+	+	+	+	+	+	0	-	0	-	0	-	0	0
Nitric acid, 70%	+	+	+	+	+	+	-	-	-	-	-	-	-	-
Nitrobenzene	+	+	+	+	+	+	-	-	-	-	0	-	-	-
Oleic acid	+	+	+	+	+	+								
Oxalic acid	+	+	+	+	+	+	+	+	+	+	+	+	+	+
Ozone	+	+	+	+	+	+	+	+	0	-	0	-	0	-
n-Pentane	+	+	+	+	+	+								
Peracetic acid	+	+	+	+	+	+								
Perchloric acid	+	0	+	+	+	+	0	-	+	-	+	-	+	-
Perchloroethylene	+	+	+	+	+	+	-	-	-	-	-	-	-	-

# Technical information

PC		POM		PA		SAN		PMMA		PS		PVC		MF	NR	SI	EPDM	FKM
20 °C	50 °C	20 °C	50 °C	20 °C	50 °C	20 °C	50 °C	20 °C	50 °C	20 °C	50 °C	20 °C	50 °C	20 °C	20 °C	20 °C	20 °C	20 °C
+	0	+	+	+	0	+	+	-	-	-	-	0	-		0	0	+	0
		-	-	+											+		0	0
+	0	-	-	-	-	0	0	-	-	+	0	-	-	+	0	-	0	-
0	-	+	+	+		-	-	+		-	-	0	-	+	-	-	-	+
+	+	0	0	+	+	+	+	+	+	+	+	+	+	+	0	+	+	0
				-	-										+	+	+	0
-	-	+	+	+		-	-	0	-	-	-	0	-		-	-	-	+
+	0			+				0	-	-	-	-	-		-	-	-	+
-	-	+	+	+		+	+	0	0	-	-	0	-		-	-	-	+
								+										
								+							0	0	-	+
-	-	-	-	-	-	0	-	0	-	+	+	+		-	0	0	+	+
0	0	-	-	-	-	0	-	0	-	+	+	0		-	0	-	+	+
-	-	-	-	-	-	0	-	0	-	0	0	0	-	-	0	-	+	0
-	-	-	-	-	-	+	0	-	-	+	+	0	-	-	-	-	0	0
-	-	-	-	-	-	-	-	-	-	-	-	-	-	-	-	-	-	-
+	+	-	-	-	-					0	-				0	-	0	+
+	+	+	-	-	-	+	+	-	-	+	+	+	0	0	-	0	0	
		+	+														+	+
+	+	+	+			0	-	0	-	0	0	+	0		+	+	+	+
0				+		0	-			0	-				-	-	-	+
+	+	+	+	+		+	-	0	-	0	0	+	0		+	0	+	+
-	-			-	-					-	-	-	-		-	-	-	-
+	+	+	-	0	-	+	+	0	-	+	+	0	0		0	0	0	+
0	-	0	0			0	-	-	-	0	-	-	-		+	-	+	+
+	+	+	+	+		+	+	+	+	+	+	+	+		+	+	+	+
+	+	0	0	-	-	+	+	+	+	+	0	-	-		+	+	+	+
+	0	+	+	0		0	-	-	-	0	-	+	0		0	+	+	-
-	-	0				-	-	-	-	-	-				-	-	-	-
-	-	0				-	-	-	-	-	-	-	-		-	-	-	-
-	-	-	-			-	-	-	-	-	-	-	-		-	-	0	-
-	-	+				-	-	-	-	-	-	-	-		-	0	0	
-	-	+	+			-	-	-	-	-	-	-	-		-	-	0	-
-	-	-	-	0	-	-	-	-	-	-	-	-	-		-	-	-	0
+		+	+			+		+	+	+		+	+		-	0	-	+
0	-	-	-	-	-	-	-	0	-	0	-	+	0		-	-		0
+	0	-	-	-	-	+	0	+	0	-	-	+	0	-	-	-	0	0
+	0	-	-	-	-	0	-	0	0	-	-	0	-	-	-	-	-	0
-	-	-	-	-	-	-	-	-	-	-	-	-	-	-	-	-	-	-
-	-	0	-	-	-	-	-	-	-	-	-	-	-	-	-	-	-	-
				+		-	-	-	-	-	-				-	-	-	0
+	+	+	+	-	-	+	+	+	+	+	+	+	+		0	0	+	+
-	-	-	-	-	-	0	0	+	0	0	0	+	0		-	+	+	+
				+											-	-	-	+
-	-	-	-	-	-	-	-	-	-	-	-	0	-		-	-	0	+
-	-	+	0	-	-	0	0	0	-	-	-	-	-		-	-	-	0

## Chemical stability of plastics

Medium	PFA/FEP		PTFE		ETFE		PMP		PP		HDPE		LDPE	
	20 °C	50 °C	20 °C	50 °C	20 °C	50 °C	20 °C	50 °C	20 °C	50 °C	20 °C	50 °C	20 °C	50 °C
Petroleum	+	+	+	+	+	+	0	0	0	-	0	-	0	-
Petroleum ether	+	+	+	+	+	+							0	
Phenol	+	+	+	+	+	+	0	0	+	+	+	+	+	0
Phenylethanol	+	+	+	+	+	+			0		0			
Phenylhydrazine	+	+	+	+	+	+			0		0			
Phosphoric acid, 85%	+	+	+	+	+	+	+	+	+	+	+	+	+	+
Piperidine	+	+	+	+	+	+			+		+			
Potassium chloride	+	+	+	+	+	+	+	+	+	+	+	+	+	+
Potassium dichromate			+	+										
Potassium hydroxide	+	+	+	+	+	+	+	+	+	+	+	+	+	+
Potassium permanganate	+	+	+	+	+	+	+	+	+	+	+	+	+	+
Propanol	+	+	+	+	+	+	+	+	+	+	+	+	+	+
Propionic acid	+	+	+	+	+	0	+	0	+	0	+	0	0	-
Propylene glycol (propanediol)	+	+	+	+	+	+	+	+	+	+	+	+	+	+
Pyridine	+	+	+	+	-	-	+	0	0	0	+	0	+	0
Salicylaldehyde	+	+	+	+	+	-	+	+	+	+	+	+	+	+
Salicylic acid	+	+	+	+	+	+	+	+	+	+	+	+	+	+
Silver acetate	+	+	+	+	+	+	+	+	+	+	+	+	+	+
Silver nitrate	+	+	+	+	+	+	+	+	+	+	+	+	+	+
Sodium acetate	+	+	+	+	+	+	+	+	+	+	+	+	+	+
Sodium chloride	+	+	+	+	+	+	+	+	+	+	+	+	+	+
Sodium dichromate	+	+	+	+	+	+	+	+	+	+	+	+	+	+
Sodium fluoride	+	+	+	+	+	+	+	+	+	+	+	+	+	+
Sodium hydroxide	+	+	+	+	+	+	+	+	+	+	+	+	+	+
Sulphuric acid, 60%	+	+	+	+	+	+	+	+	+	+	+	+	+	+
Sulphuric acid, 98%	+	+	+	+	+	+	+	+	-	-	0	-	0	-
Tartaric acid	+	+	+	+	+	+	+	+	+	+	+	+	+	+
Tetrachloroethylene	+		+	+	0									
Tetrahydrofuran (THF)	0	0	+	+	+	0	0	-	-	-	0	-	0	-
Tetramethylammonium hydroxide	+	+	+	+	+	+								
Toluene	+	+	+	+	+	+	0	-	0	-	0	0	0	-
Tri(ethylene glycol)	+	+	+	+	+	+	+	+	+	+	+	+	+	+
Tri(propylene glycol)	+	+	+	+	+	+	+	+	+	+	+	+	+	+
Trichloroacetic acid	+	+	+	+	+	0	+	+	0	-	0	0	0	-
Trichlorobenzene	+	+	+	+	+	0	0	0	-	-	-	-	-	-
Trichloroethane	+	+	+	+	+	+	-	-	-	-	0	-	-	-
Trichloroethylene	+	+	+	+	+	+	-	-	-	-	0	-	-	-
Trichlorotrifluoroethane	+	+	+	+	0	-								
Triethanolamine	+	+	+	+										
Trifluoroacetic acid (TFA)	+	-	+	0										
Trifluoroethane	+	0	+	+										
Turpentine	+	+	+	+	+	+	0	0	-	-	0	-	0	-
Urea	+	+	+	+	+	+	+	+	+	+	+	+	+	+
Xylene	+	+	+	+	+	+	0	-	-	-	0	-	0	-
Zinc chloride, 10%	+	+	+	+	+	+	+	+	+	+	+	+	+	+
Zinc sulphate, 10%	+	+	+	+	+	+	+	+	+	+	+	+	+	+

# Technical information

PC		POM		PA		SAN		PMMA		PS		PVC		MF	NR	SI	EPDM	FKM
20 °C	50 °C	20 °C	50 °C	20 °C	50 °C	20 °C	50 °C	20 °C	50 °C	20 °C	50 °C	20 °C	50 °C	20 °C	20 °C	20 °C	20 °C	20 °C
0	0	+	+	+				+		-	-	+	-		-	0	-	+
		+	+	+				+		-	-	0	-		-	-	-	+
-	-	-	-	-	-	-	-	-	-	-	-	-	-		-	-	-	0
				0											0	-	-	0
+	+	+	-	-	-	+	+	-	-	+	0	+	0	-	-	-	0	+
															-	-	-	-
+	+	+	+	+		0	0	+	+	0	0	+	0		+	+	+	+
				-	-										0	0	+	0
-	-	+	+	+		0	0	+	+	0	0	0	0	-	0	-	+	-
+	+	0	0	-	-	+	0	+	+	+	+	+	+		-	-	+	+
0		+	+	+	+	+	+	0		0		+	+		+	0	+	+
-	-	-	-	0	0					0	-	0	-		-	-	0	+
+	0	+	+	-	-	-	-	0	0	+	+	0	-		+	+	+	+
-	-	+	0	+		-	-	-	-	-	-	0	-		-	-	-	-
0	0					-	-			-	-	-	-					
		-	-	+		+	+			+	+	0	-		+	+	+	+
+	+	0	0			0	0	0	0	0	0	0	0		+	+	+	+
+	+	0	0	+		+	+	+	+	0	0	0	0		+	+	+	+
+	+	+	0	+		+	+	-	-	+	+	0	0		+	0	+	-
+	+	+	+	+		+	+	+	+	+	+	+	+		+	+	+	+
+	-	+	+	+		+	0	+	0	+	0	+	+		+	0	+	+
+	+	+	+	+		+	+	+	+	+	+	+	+		0	0	+	+
-	-	+	+	+	0	+	+			+	+	+	+	-	0	0	+	0
0	0	-	-	-	-	+	0	-	-	-	-	0	-		-	-	-	+
-	-	-	-	-	-	-	-	-	-	-	-	-	-		-	-	-	+
+	+	+	+	0	0	+	+	0	0	+	+	+	+	-	+	+	0	+
				-	-										-	-	-	0
-	-	0	0	+		-	-	-	-	-	-	-	-	+	-	-	-	-
-	-	-	-														+	-
-	-	+	+	+		-	-	-	-	-	-	-	-		-	-	-	0
+	0	+	0			+	+	0	0	+	+	0	-		0	+	+	+
+	0	+	0			+	+	0	0	+	+	0	-		+	+		
0	-			-	-					0	-	0	-		0		0	-
-	-									-	-	-	-					
-	-	0	-	0		-	-	-	-	-	-	-	-		-	-	-	+
-	-	-	-	0		-	-	-	-	-	-	-	-		-	-	-	0
				0		-	-			-	-						0	
						-	-			-	-				0	-	0	-
		-	-			-	-			-	-							-
						-	-			-	-				-	-	-	+
-	-	+	+	+		0	0	+	+	-	-	+	+		-	-	-	+
-	-	+	+	+		+	+	+	+	+	+	0	-	+	+	+	+	+
-	-	+	+	+		-	-	-	-	-	-	-	-		-	-	-	0
+	+	+	0	-	-	+	+	-	-	+	+	+	0		+	+	+	+
+	+	0	-	-	-	+	+	0	0	+	+	+	0		0	+	+	+

## Physical properties of plastics

Plastics	Max. temperature for use °C	Brittleness temperature °C	Microwaveability*	Density g/cm <sup>3</sup>
PFA	260	-200	yes	2,17
PTFE	260	-200	yes	2,17
FEP	205	-100	yes	2,15
ETFE	150	-100	yes	1,70
PMP	150	0	yes	0,83
PP	125	0	yes	0,90
PE-HD	105	-50	yes	0,95
PE-LD	80	-50	yes	0,92
PC	125	-130	yes	1,20
POM	130	-40	no	1,42
PA	90	0	-	1,13
SAN	70	-40	no	1,03
PMMA	65 - 95	-50	no	1,18
PS	70	-20	no	1,05
PVC	80	-20	no	1,35
MF	120	-80	yes**	1,50
NR	80	-40	no	1,20
SI	180	-60	no	1,10
EPDM	130	-40	-	-
FKM	220	-30	-	-

\* Mind the chemical and temperature suitability!

\*\* Caution necessary when used in a microwave oven: Heating can release amounts of melamine and formaldehyde that can be harmful to health!

## Cleaning and maintenance of plastics

---

All polyolefins, such as PE-LD, PE-HD, PP and PMP, as well as the fluoroplastics PTFE, PFA, FEP and ETFE have water-repellent surfaces that are very durable and easy to clean. For cleaning, depending on the level of contamination, commercially available neutral or alkaline detergents can be used. Polycarbonate (PC) labware should not be cleaned with alkaline cleaning agents (> pH 7). Please note that no scrubbing agents or scouring pads should be used for labware made from plastics.

### **Cleaning with dishwashers**

Labware made from the above-named plastics (except for PE-LD, due to the temperature limit) can be cleaned and dried in a laboratory dishwasher together with other apparatus. Machine cleaning with laboratory dishwashers is gentler to labware than cleaning in an immersion bath. The labware is exposed to the cleaning solution for relatively short rinsing periods when sprayed by the jet or injector nozzles. Due to their light weight, we recommend securing the apparatus to be washed with washing nets to prevent them from tumbling in the water jet. Labware is better protected against scratching when the wire baskets in the washing machine are plastic coated.

### **Cleaning in an ultrasonic bath**

Plastic labware may be cleaned in an ultrasonic bath. However, direct contact with the acoustic membrane should be avoided.

### **Cleaning in trace analysis**

To avoid contamination with cations and anions in trace analysis, plastic labware should be allowed to stand with a 1N HCl or HNO<sub>3</sub> solution for a maximum of 6 hours at room temperature, and be rinsed afterwards with purified distilled water. For trace analysis conducted in the concentration range of ng/g (ppb) or pg/g (ppt), containers made of the fluoroplastic PFA are particularly suitable, because they have a smooth surface, are easy to clean without carry-over (memory effects) and interaction with the container material.



## Sterilisation of laboratory equipment made of plastics

### Autoclaving

#### Recommended autoclaving protocol

20 minutes at 121 °C (2 bar),  
according to DIN EN 285

Autoclaving (steam sterilisation) is defined as the destruction or irreversible inactivation of all reproducible microorganisms under exposure to “saturated steam at a minimum of 120 °C.” (DIN 58946-1, 1987). DIN EN 285 specifies a minimum exposure time ( $t_g$ ) of 20 minutes (killing time and safety margin) at a sterilisation temperature of 121 °C. For the correct sterilisation procedure, including biological safety (DIN EN 285), please contact your hygiene specialist.

Prior to autoclaving plastic labware, ensure that no soiling or residual contamination remains on the equipment. Otherwise, the residual contamination will bake on solidly during the autoclaving process. Even substances that have no effect on the plastic at room temperature can still lead to destruction of the plastic during the autoclaving process. Additionally, microorganisms might not be killed effectively if they are protected by the residual contamination.

### Notes on autoclaving



- Containers with screw tops or stoppers must be **open** during autoclaving to allow for pressure equalisation
  - ➔ Autoclaving of a closed container will lead to the deformation or destruction of the container
- Plastic labware should be **stood upright on a level surface** during autoclaving to avoid shape deformation.
  - ➔ Plastic labware should not be laid on its side during autoclaving
- **No mechanical stresses** should be present during autoclaving
  - ➔ For example, do not stack items
- Do not autoclave any container that contains residual contamination or even rinsing agent
- Not all plastics are resistant to steam sterilisation! For example, polycarbonate loses its tensile strength
  - ➔ Mind the temperature limits for the plastics
  - ➔ Autoclavable products are identified with a “121 °C” symbol in this catalogue

The surfaces of some plastics can be attacked by chemicals present during autoclaving, which can cause persistent clouding. Some transparent plastics can absorb minute quantities of steam, which can lead to reversible clouding. This clouding disappears upon drying, which can be accelerated through the use of a drying oven.

### Note!

For gas sterilisation, dry heat, and prior to heating in a microwave oven, all closures and stoppers must be removed as well.

### Heating plastics in microwave ovens

Many plastics are suitable for use in microwave ovens. More accurate information can be obtained from the Table “Physical Properties of Plastics” on page 148. In this connection, it is important to be mindful of the chemical and temperature stability of the various plastics, and to ascertain whether the particular article and its contents are compatible with the given temperature. When aggressive acids, alkalis, or solvents are to be heated, the use of fluoroplastics is recommended. It is very important to provide for adequate ventilation (e.g., fume hoods).

Prior to the use of plastic labware in a microwave oven, the closures and stoppers must be removed from the apparatus.

# Technical information

## Sterilisation\* of plastics

Plastics	Autoclave 121 °C, t <sub>e</sub> 20 min according to DIN	Heated air 160 °C (dry)	Gas (Ethylene oxide)	Chemical (Formalin, ethanol)	β-/γ-radiation 25 kGy
PFA	yes	yes	yes	yes	no
PTFE	yes	yes	yes	yes	no
FEP	yes	yes	yes	yes	no
ETFE	yes	no	yes	yes	no
PMP	yes	no	yes	yes	yes
PP	yes	no	yes	yes	yes (limited)
PE-HD	no	no	yes	yes	yes
PE-LD	no	no	yes	yes	yes
PC	yes <sup>1)</sup>	no	yes	yes	yes
POM	yes <sup>1)</sup>	no	yes	yes	yes (limited)
PA	no	no	yes	yes	yes
SAN	no	no	yes	yes	no
PMMA	no	no	no	yes	yes
PS	no	no	no	yes	yes
PVC	no	no	yes	yes	no
MF	no	no	yes	no	no
NR	no	no	yes	yes	no
SI	yes	-	yes	yes	no
EPDM	yes	-	yes	yes	-
FKM	yes	-	yes	yes	-

\* Before sterilisation, labware must be carefully cleaned and rinsed with distilled water. Always remove covers from containers!

<sup>1)</sup> Frequent autoclaving may reduce mechanical stability!

## Suitability of plastics for foodstuffs



The marked products comply with the lawful regulations of the German Consumer Goods Ordinance and/or Directives (EC) No. 1935/2004, (EC) No. 975/2009 and (EC) No. 10/2011 as amended.

In the testing for compliance with the threshold values for the global migration (or respectively, the specific migration threshold values), no determinations exceeded the allowed values. In addition, sensory testing found no olfactory and flavour-related impairments. The testing was implemented according to the 82/711/EEC and 85/572/EEC Guidelines by an independent, accredited institute.

All source materials used in the manufacturing of the products are listed in the German Consumer Goods Ordinance as at 20.12.2006, or respectively, Directive (EC) 10/2011, in accordance with the present attestation. Therefore, they represent permissible source materials in accordance with food law and may be used in the production of food commodities in accordance with the specified restrictions concerning migration threshold values and permissible residual content in the end product.

Marked PP products are suitable for contact with all foodstuff categories providing that a contact period of 24 hours and a contact temperature of 40 °C are not exceeded. Marked SAN products are suitable for contact with all aqueous, alcoholic and fatty foods, providing that a contact period of 24 hours and a contact temperature of 40 °C are not exceeded.

## Disposal and Recycling of Plastics

If the disposal of a piece of plastic labware is unavoidable, regional laws and regulations must be observed. Recycling centres can be found in many cities, which are designed for the disposal of recyclable materials. To simplify the task of sorting in these recycling centres, the majority of labware from VITLAB can be easily identified and presorted by using the engraved or imprinted recycling code. Prior to disposal, plastic labware must be cleaned, and sterilised if necessary, according to the currently valid regulations.

To simplify the separation of plastics for recycling, so that these can later be reused as raw material for manufacture, plastic identification labels (number 01-07) have been introduced. This identification scheme was published in 1988 under the title "SPI resin identification coding system" by the Society of the Plastics Industry (SPI). For coding, the commonly used shorthand for plastics according to the DIN 7728 is also used.



SPI number 07 stands for "other". This is used to indicate other plastics such as PMP, PFA, PTFE etc. VITLAB doesn't use the "0"; rather, it identifies the specific raw material with the abbreviation according to DIN 7728 to simplify identification of the plastic for the end user.

## CE mark / CE-IVD Guidelines

---

### **IVD Guidelines of the EU**

On 7 December, 1998, the EU "Guidelines for In Vitro Diagnostic Devices" (IVD Guidelines) were published in the Official Journal of the European Communities, and thus came into force. The Guidelines were transposed into German National Law on 1 January, 2002, as a corresponding modification of the German Medical Devices Act (MPG). Consequently, in vitro diagnostic devices are considered medical devices.

### **Definition: Medical devices\***

Medical devices are all instruments, apparatus, devices, materials, or other objects including software that are intended by the manufacturer for use in humans:

- for the purpose of detection, prevention, monitoring, treatment, alleviation or compensation of diseases, injuries or disabilities;
- for the purpose of investigation, replacement or modification of the anatomy or of a physiological process;
- for the purpose of control of conception. Pharmacologically or immunologically active agents are excluded, as these are regulated by the German Pharmaceuticals Law.

### **Definition: In vitro Diagnostic Devices (IVD)\***

"In vitro diagnostic devices" are medical devices that are used for in vitro investigations of samples derived from the human body, including donated blood and tissue. Included are reagents, calibration substances or devices, control substances or devices, equipment, instruments, apparatus, systems, or also sample containers, if they are specifically intended by the manufacturer for use in medical tests. "In vitro diagnostic devices" serve mainly to provide information on:

- physiological or pathological conditions;
- congenital anomalies;
- monitoring of therapeutic measures.

### **CE Mark**

With the CE mark on a product, the manufacturer affirms that the product complies with the requirements for products of that type established by the EU Guidelines and, as necessary, has undergone the required testing. The manufacturer applies this mark to the product and additionally produces a Conformity Declaration that certifies the conformity of the product with the cited guidelines and standards.

The medical products supplied by VITLAB are all included in the class of in vitro diagnostic (IVD) devices.

This includes, for example:

- VITLAB® micropipettes
- Pipette tips
- Urine bottles
- Microtubes

\* See the definitions according to MPG § 3 (Definition of Terms)

## Accuracy

### What do “tolerance, accuracy, coefficient of variation, and precision” mean in volumetric measurements?

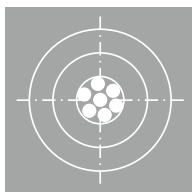
#### Graphic illustration of precision and accuracy

The dart board simulates the volume range around the centred nominal value, the white dots simulate the different measured values of a specified volume.

**Good accuracy:** All hits are near the centre, i.e., the nominal value.

**Good precision:** All hits are close together.

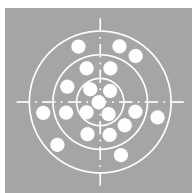
**Result:** The manufacturing process is well controlled by an accompanying quality assurance program. Minimal systematic deviations and a narrow variance in products. The permissible limits are not exceeded. There are no rejects.



**Good accuracy:** On average, the hits are evenly distributed around the centre.

**Poor precision:** No substantial errors, but hits widely scattered.

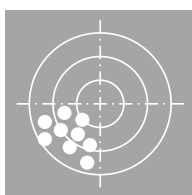
**Result:** All deviations are “equally probable”. Instruments exceeding the permissible tolerance should be rejected.



**Poor accuracy:** Although all hits are close together, the centre (nominal value) is still missed.

**Good precision:** All hits are close together.

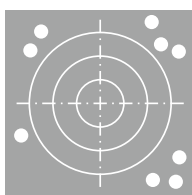
**Result:** Improperly controlled production, with systematic deviation. Instruments exceeding the permissible tolerance should be rejected.



**Poor accuracy:** The hits are far removed from the centre.

**Poor precision:** The hits are widely scattered.

**Result:** These volumetric instruments are of inferior quality.



#### Calculation formulae

The accuracy of glass volumetric instruments is commonly defined by “Tolerance Limits”, whereas for liquid handling instruments the statistical terms “Accuracy [%]” and “Coefficient of Variation [%]” have been established.

#### Tolerance

The term “tolerance” (tol.) in the corresponding standards defines the maximum permissible deviation from the nominal value.

$$\text{ToI.} \geq |V_{\text{Ist}} - V_{\text{Soll}}|$$

#### Accuracy

Accuracy (A) indicates the closeness of measured mean volume to the nominal value, i.e., systematic measurement deviation. Accuracy is defined as the difference between the measured mean volume ( $\bar{V}$ ) and the nominal value ( $V_{\text{nom}}$ ), related to the nominal value in percent.

$$R[\%] = \frac{\bar{V} - V_{\text{Soll}}}{V_{\text{Soll}}} \cdot 100$$

#### Coefficient of Variation

The coefficient of variation (CV) indicates the closeness of values from repeated measurements, i.e., random measurement deviation. The coefficient of variation is defined as standard deviation in percent, related to the mean volume.

$$\text{VK}[\%] = \frac{s \cdot 100}{\bar{V}}$$

#### Partial volumes

(analogous to  $CV_T$  %)

Generally, A and CV are based on the actual volume ( $V_{\text{act}}$ ). These data in percent must be converted to partial volumes ( $V_{\text{part}}$ ). By contrast, there is no conversion for partial volumes if A and CV are stated in volume units (e.g. ml).

$$R_T[\%] = \frac{V_N}{V_T} \cdot R_N\%$$

#### Tolerance from A and CV

To a good approximation, the tolerance, e.g. for the actual volume ( $V_{\text{act}}$ ), can be calculated from the accuracy and coefficient of variation.

$$\text{ToI.} \geq \frac{|R\%| + 2\text{VK}\%}{100\%} \cdot V_N$$

#### Precision

If the variance in the individual measurement results about the mean volume  $\bar{V}$  is given in units of volume, this relates to precision.

# Cat. No. Index

00394	86	61403	58	67995	108	80215	53	80445	116
00396	86	61503	58	68099	108	80217	53	80452	91
36491	89	61603	58	68199	108	80218	53	80454	91
39194	102	61703	58	68299	108	80219	53	80455	91
39294	102	61803	58	68399	108	80221	53	80456	91
39394	102	64091	48	68594	88	80222	53	80459	105
39494	102	64191	48	68794	88	80223	53	80460	105
39594	102	64291	48	68894	88	80229	122	80461	105
39694	102	64391	48	69194	88	80230	121	80462	105
39794	102	64491	48	69294	88	80231	122	80463	105
39894	102	64591	48	69394	59	80252	52	80464	106
39994	102	64604	45	69493	59	80268	103	80465	106
40093	101	64691	47	70494	102	80269	103	80466	106
40193	101	64695	45	70594	102	80271	119	80467	106
40293	101	64704	45	70694	102	80276	122	80468	106
40393	101	64791	47	70794	103	80277	122	80510	104
40493	101	64795	45	70894	103	80278	122	80511	104
40593	101	64804	45	70994	103	80280	93	80512	104
40693	101	64891	47	71094	103	80281	93	80513	104
40793	101	64895	45	71194	103	80282	93	80514	104
40894	101	64904	45	71598	91	80283	93	80515	104
41094	101	64991	47	71698	91	80284	93	80520	105
41194	101	64995	45	71798	91	80285	93	80521	105
41294	101	65004	45	71898	91	80286	93	80525	106
41394	101	65091	47	71998	91	80288	93	80526	106
41494	101	65095	45	72098	92	80340	89	80535	105
41594	101	65104	45	72198	92	80342	89	80536	105
41694	101	65191	47	72298	92	80343	89	80537	105
41794	102	65195	45	72398	92	80345	89	80550	121
41894	102	65204	45	72498	92	80346	89	80551	122
41994	102	65291	47	72898	114	80347	89	80553	122
42099	102	65295	45	72998	114	80348	89	80554	121
42294	102	65304	45	73298	94	80353	124	80555	122
42393	102	65391	47	73498	114	80354	124	80556	122
42594	94	65395	45	73598	114	80355	124	80557	122
42694	94	65965	122	73698	114	80375	85	80560	96
42794	94	65975	122	73898	114	80408	80	80562	96
42894	94	65980	122	75093	107	80409	80	80593	108
42994	94	66695	60	75193	107	80410	80	80594	108
43094	94	66795	60	75991	118	80411	80	80595	108
43194	94	66895	60	76299	98	80412	80	80596	108
43610	94	66995	60	77094	115	80413	80	80602	95
44091	55	67095	60	78294	117	80418	106	80603	95
44191	55	67104	42	78394	117	80419	106	80604	95
44291	55	67195	43	78593	106	80422	59	80730	88
44391	55	67204	42	78794	104	80423	59	80731	88
44491	55	67295	43	79194	52	80424	59	80732	88
53510	70	67304	42	79790	92	80425	59	80733	88
53610	70	67395	43	79890	92	80434	105	80734	88
60503	58	67404	42	79990	92	80435	105	80735	88
60603	58	67495	43	80130	97	80436	105	80736	88
60703	58	67504	42	80131	97	80437	116	80737	88
60803	58	67595	43	80139	26	80438	116	80828	114
60903	58	67604	42	80140	26	80439	116	80877	104
61003	58	67695	43	80162	116	80440	116	80878	104
61103	58	67704	42	80164	116	80441	116	80879	104
61203	58	67795	43	80165	116	80442	116	80910	87
61303	58	67895	108	80213	98	80443	116	80911	87

80952	93	92889	80	100594	82	109297	71	132293	69
80953	93	93389	79	100689	81	109397	71	132393	69
80970	117	93489	79	100694	82	109497	76	132493	69
80996	52	93788	67	100789	81	109597	76	132593	69
81056	118	93789	79	100794	82	109697	76	132603	67
81213	98	93793	66	100889	81	109797	76	132605	67
81219	53	93794	78	100894	82	109997	76	132606	67
81250	105	93988	67	100989	81	110204	57	132608	67
81251	105	93989	79	101589	81	110205	56	132693	69
81252	105	93993	66	101594	82	110304	57	132703	67
81253	105	93994	78	101689	81	110305	56	132705	67
81254	105	94188	67	101694	82	110404	57	132706	67
81255	105	94189	79	101789	81	110405	56	132708	67
81256	105	94193	66	101794	82	110604	57	133181	65
81633	68	94194	78	101889	81	110605	56	133281	65
81634	68	94587	69	101894	82	110704	57	133381	65
81640	85	94588	67	101989	81	110804	57	134293	68
81642	85	94589	74	101994	82	110904	57	134393	68
81644	85	94687	69	102089	81	110905	56	134493	68
81646	85	94688	67	102189	81	111004	57	134593	68
81660	85	94689	74	102397	84	111005	56	135181	65
81662	85	94987	69	102597	84	112197	57	135281	65
81664	85	94988	67	102697	84	112297	57	135381	65
81666	85	94989	74	102897	84	112397	57	136693	124
83300	68	94993	66	103797	90	112497	57	137094	107
83301	68	94994	73	103897	90	112597	57	137194	107
83302	68	95087	69	104099	36	112697	57	137294	107
83303	68	95088	67	104199	36	112797	57	137394	107
83304	68	95089	74	105599	25	112897	57	137494	107
83306	69	95093	66	105699	25	113197	91	137594	107
83307	69	95094	73	105799	26	113297	91	138093	74
83308	69	95187	69	105899	26	113397	91	138193	74
83310	84	95188	67	106399	25	113497	91	138293	74
83311	84	95189	74	106499	25	122097	113	138393	74
83312	84	95193	66	106599	25	122197	113	138493	74
83313	84	95194	73	106699	25	122297	113	138591	107
83314	84	95286	70	106799	25	122597	76	138593	74
83315	84	96093	95	106899	25	122697	76	138693	74
83316	84	96293	95	107097	40	122797	76	138793	74
83317	84	96393	95	107197	40	122897	76	138893	74
90594	83	96593	95	107297	40	128493	75	139393	79
90694	83	96694	95	107397	40	128593	75	139493	79
90794	83	96794	95	107497	40	128693	75	139593	79
90894	83	97494	86	107597	40	128793	75	139693	79
90994	83	97496	86	107797	119	129493	80	139793	79
91094	83	97593	86	107897	119	129593	80	139893	79
91194	83	97791	59	107997	119	129693	80	145094	90
91294	83	97891	59	108092	71	129793	80	145194	90
91394	83	99099	123	108192	71	130294	88	145494	31
91494	83	99199	123	108292	71	130297	87	145694	31
91789	75	99299	123	108297	71	130394	88	145994	31
91989	75	99390	123	108392	71	130397	87	146099	125
92089	75	99490	123	108397	71	130494	88	146190	125
92189	75	100389	81	108492	71	130497	87	146290	125
92194	83	100394	82	108497	71	130594	88	146294	31
92489	80	100489	81	108792	66	130597	87	146399	125
92689	80	100494	82	108892	66	131097	108	146494	31
92789	80	100589	81	108992	66	132193	69	146499	125

# Cat. No. Index

148893	51	301697	110	318597	113	640941	47	676950	41
148993	51	301797	110	319099	32	641941	47	677891	44
149093	51	301897	110	324594	36	642941	47	677895	43
149193	51	301997	110	324694	36	643941	47	677941	44
149293	51	302097	110	324794	36	644941	47	760941	48
149294	31	302197	110	325095	116	645941	47	809524	93
149393	51	302297	110	325195	116	646081	46	833019	65
149494	31	302397	110	325295	116	646941	46	833029	65
149594	31	302497	110	325395	116	647081	46	833039	65
149693	51	302597	110	325495	116	647941	46	833049	65
149893	51	303097	110	326094	121	648081	46	978081	59
149894	31	303197	110	326194	121	648941	46	978941	59
149993	51	303297	110	326294	121	649081	46	1017940	82
150294	31	307697	111	326496	121	649941	46	1018940	82
150394	31	307797	111	326596	121	650081	46	1019940	82
151594	103	307897	111	326696	121	650941	46	1037979	90
155094	86	307997	111	396940	102	651081	46	1038971	90
155594	86	308097	111	396943	102	651941	46	1331819	63
155699	86	308197	111	396944	102	652081	46	1331839	63
155799	86	308297	111	396946	102	652941	46	1331849	63
156094	86	308397	111	396950	102	653081	46	1331859	63
159497	120	308497	111	396952	102	653941	46	1331869	63
159597	120	308597	111	396955	102	666941	60	1332819	63
159665	115	308697	111	440081	54	667941	60	1332839	63
159670	115	308797	111	440941	54	668941	60	1332849	63
159697	120	308897	111	441081	54	669941	60	1332859	63
160110	50	308997	111	441941	54	670040	41	1332869	63
160119	50	309097	111	442081	54	670941	60	1332879	63
160210	50	309197	111	442941	54	670950	41	1332889	63
160219	50	309297	111	443081	54	671040	41	1332899	63
160510	50	309397	111	443941	54	671891	44	1332909	63
160519	50	309497	111	444081	54	671895	43	1332939	63
161010	50	309597	111	444941	54	671941	44	1332949	63
161019	50	310197	112	445081	54	671950	41	1332959	63
162510	50	310297	112	445941	54	672040	41	1332969	63
163094	49	310397	112	446081	54	672891	44	1332979	63
163194	49	310497	112	446941	54	672895	43	1333819	63
163294	49	311097	110	447081	54	672941	44	1333839	63
163394	49	311197	110	447941	54	672950	41	1333849	63
163594	49	311297	110	480941	55	673040	41	1333859	63
164094	49	311397	110	481941	55	673891	44	1333869	63
164194	49	311497	110	482941	55	673895	43	1351819	64
164294	49	311597	110	483941	55	673941	44	1351839	64
164394	49	311697	110	484941	55	673950	41	1351849	64
164494	49	311797	110	605081	58	674040	41	1351859	64
164594	49	311897	110	606081	58	674891	44	1351869	64
165094	92	311997	110	607081	58	674895	43	1352819	64
165194	92	314097	112	608081	58	674941	44	1352839	64
165294	92	314197	112	609081	58	674950	41	1352849	64
165394	92	314297	112	610081	58	675040	41	1352859	64
165494	92	316097	111	611081	58	675891	44	1352869	64
165594	92	316197	111	612081	58	675895	43	1352879	64
300497	110	316297	111	613081	58	675941	44	1352889	64
300597	110	316397	111	614081	58	675950	41	1352899	64
300897	110	316497	111	615081	58	676040	41	1352909	64
301097	110	317297	112	616081	58	676891	44	1352939	64
301197	110	318293	113	617081	58	676895	43	1352949	64
301597	110	318393	113	618081	58	676941	44	1352959	64



1352969	64	1631530	34	1671085	15	5581320	77
1352979	64	1631540	34	1671085	24	5581330	77
1353819	64	1641000	28	1671086	18	5581340	77
1353839	64	1641002	28	1671095	15	5581350	77
1353849	64	1641004	28	1671095	24	5582070	73
1353859	64	1641006	28	1671116	17	5582080	73
1353869	64	1641008	28	1671500	14	5582090	73
1431829	63	1641010	28	1671500	23	5582100	73
1432829	63	1641012	28	1671505	14	5582110	73
1432989	63	1650020	15	1671506	14	5582120	73
1433829	63	1650025	15	1671510	14	5582130	73
1433959	63	1650030	15	1671510	23	5582140	73
1451829	64	1650035	15	1671515	14	5582150	73
1452829	64	1650086	15	1671520	14	5582200	78
1452989	64	1650111	15	1672000	30	5582210	78
1453829	64	1670066	14	1672002	30	5582220	78
1453959	64	1670066	24	1672010	30	5582230	78
1601503	13	1670067	14	1672012	30	5582240	78
1601504	13	1670067	24	1672015	30	5582250	78
1601505	13	1670068	14	1672016	30	5583100	72
1601506	13	1670068	24	3125970	112	5583110	72
1601507	13	1670072	18	3126970	112	5583120	72
1601508	13	1670080	18	3190940	97	5583130	72
1602502	13	1670080	24	3190941	96	5583140	72
1602504	13	1670085	14	3190943	97	5583150	72
1602505	13	1670085	24	3190948	97	5583170	72
1605503	12	1670092	18	3191940	97	5583180	72
1605504	12	1670095	24	3191943	97	5583190	72
1605505	12	1670100	18	3191948	97	5584200	77
1605506	12	1670100	24	3192940	97	5584210	77
1605507	12	1670105	18	3192943	97	5584220	77
1605508	12	1670110	14	3192948	97	5584230	77
1607515	16	1670110	24	3193940	97	5584240	77
1607525	16	1670115	18	3193943	97	5584250	77
1607535	16	1670115	24	3193948	97		
1607545	16	1670120	14	3194940	97		
1608002	29	1670120	24	3194943	97		
1608004	29	1670125	18	3194948	97		
1608006	29	1670125	24	3195940	97		
1608008	29	1670145	19	3195943	97		
1610501	19	1670150	14	3195948	97		
1610502	19	1670155	14	3197940	96		
1610503	19	1670155	24	3197943	96		
1610504	19	1670165	14	3197948	96		
1610506	19	1670170	14	3198940	96		
1611503	19	1670175	14	3198943	96		
1611506	19	1670180	14	3198948	96		
1611508	19	1670180	24	5581170	72		
1612002	29	1670647	35	5581180	72		
1612004	29	1670648	35	5581190	72		
1612006	29	1670650	35	5581200	72		
1612008	29	1670660	35	5581210	72		
1620506	22	1670700	17	5581220	72		
1620507	22	1671050	17	5581230	72		
1630500	35	1671055	17	5581240	72		
1631500	34	1671080	18	5581250	72		
1631510	34	1671082	18	5581300	77		
1631520	34	1671083	18	5581310	77		

# Alpha - Index

2-way / 3-way valves.....	107
2-way connector, PE-HD.....	105

## A

Accessories for VITLAB pipeo® & maneus®.....	35
Accessories for VITLAB® microlitre pipettes.....	30
Adapter for VITLAB® continuous E/RS.....	24
Adapter for VITLAB® genius and simplex.....	14
Adapter for VITLAB® piccolo.....	19
Adapter for VITLAB® TA.....	18
Analytical funnels, PP.....	116
Apothecary beakers.....	59

## B

Beakers.....	54 - 59
Bottles.....	71 - 86
Bottles for VITLAB® continuous E/RS.....	23
Bottles for VITLAB® genius and simplex.....	14
Bowl, PP, with lid.....	94
Bowls, PP.....	94
Büchner funnels, PP.....	116
Bucket with spout, PP.....	95
Buckets, PE-HD.....	95
Bulb pipettes.....	49
Burette clamps, PP.....	26
Burette stopcocks, PMP/PTFE.....	26
Burettes, borosilicate glass 3.3.....	25

## C

Cans.....	87 - 89
Caps with dropper inserts, PE-HD.....	69
Catchment trays, PP.....	92
Chemical waste disposal system, PE/PP.....	103
Collectors.....	59
Coloured wash-bottles, PE-LD/PP.....	67
Connector 90°, PP.....	105
Connectors.....	104 - 106
Connectors, straight, PP.....	104
Connectors, T-shape, PP.....	105
Connectors, universal PP.....	104
Connectors, Y-shape, PP.....	106
Container, PP.....	86
Coplin staining chamber, PP.....	124
Cuvette stand, PP.....	125
Cuvettes, PS and PMMA.....	125

## D

Desiccator plates, PP and porcelain.....	122
Desiccators with stopcock, PC.....	121
Desiccators with stopcock, PP/PC.....	121
Desiccators, PP/PC.....	121
Discharge tube for VITLAB® genius and simplex.....	15
Dishes.....	91 - 93
Dishes, PVC.....	93
Dispensing cartridge for VITLAB® TA.....	17
Disposable pipettes.....	50
Double spatula.....	108
Drawer organisers, PVC.....	93
Dropping bottles, PE-LD.....	69
Dropping bottles, PE-LD/PE-HD.....	69
Dropping pipettes.....	51
Drying racks.....	98
Drying tube for VITLAB® continuous E/RS.....	24
Drying tube for VITLAB® genius and simplex.....	15

## E

Erlenmeyer flasks.....	60
------------------------	----

## F

Filling tubes for VITLAB® genius and simplex.....	15
Filtering rack.....	117

Flow monitor.....	107
Forceps.....	108
Funnel holders, PP.....	103
Funnels.....	101 - 103, 116
Funnels, PP.....	101

## G

Gas wash bottles, PFA.....	120
Graduated beakers, PP.....	54
Graduated beakers, SAN.....	55
Graduated beakers, stackable, PP.....	55
Graduated cylinders, PMP, Class A, CC, tall shape.....	45
Graduated cylinders, PMP, Class A, tall shape.....	45
Graduated cylinders, PP, Class B, short shape.....	47
Graduated cylinders, PP, Class B, tall shape.....	46
Graduated cylinders, SAN, Class B, short shape.....	48
Graduated cylinders, SAN, Class B, tall shape.....	47
Graduated pipettes.....	49, 50
Griffin beakers, ETFE.....	57
Griffin beakers, PFA.....	56
Griffin beakers, PMP.....	58
Griffin beakers, PP.....	58
Griffin beakers, PTFE.....	57

## H

'Hellendahl' staining chamber, PMP.....	124
Hydrometer cylinder.....	48

## I

Imhoff cone, SAN.....	118
Instrument trays, MF.....	92
Instrument trays, MF.....	91

## L

Laboratory trays, PP.....	92
Large funnels, PE-HD.....	102
Large funnels, PP.....	102
Lids for instrument trays, PS.....	92

## M

Magnetic stirring bar retrievers, flexible, PTFE.....	113
Magnetic stirring bar retrievers, PE.....	113
Magnetic stirring bar retrievers, PTFE.....	113
Magnetic stirring bars, barbell, PTFE.....	112
Magnetic stirring bars, cross shape, PTFE.....	111
Magnetic stirring bars, double spinfin, PTFE.....	112
Magnetic stirring bars, octagonal, PTFE.....	111
Magnetic stirring bars, oval, PTFE.....	110
Magnetic stirring bars, polygonal, PTFE.....	110
Magnetic stir bar, single spin fin, PTFE.....	112
Magnetic stir bar, triangular, PTFE.....	112
Magnetic stir bars.....	110 - 112
Magnetic stir bars.....	110 - 112
maneus®.....	35
Measuring cup.....	59
Measuring scoops, PP.....	100
Microlitre pipettes.....	28, 29
Microtube stands.....	96
Microtubes, PP.....	90
Mixing vessel, MF.....	94
Mortars, MF.....	114
Multi-channel pipettes.....	29
Multi-purpose container, SAN.....	89

## N

Narrow-mouth bottles.....	71 - 75
Narrow-mouth bottles, PE-HD.....	72, 75
Narrow-mouth bottles, PE-HD, brown.....	72
Narrow-mouth bottles, PE-LD.....	74
Narrow-mouth bottles, PFA.....	71
Narrow-mouth bottles, PP.....	73
Non-return valves.....	106

**O**

O-rings for desiccators ..... 122

**P**

Pasteur pipettes ..... 51  
 Pestles, MF ..... 114  
 PFA-economy narrow-mouth bottles ..... 71  
 PFA-economy wash bottles ..... 66  
 pipeo® ..... 34  
 Pipette baskets ..... 53  
 Pipette fillers ..... 36  
 Pipette jars ..... 53  
 Pipette stands ..... 52  
 Pipette tips, PP ..... 31-32  
 Pipette trays ..... 52  
 Pipette washer ..... 53  
 Pipettes ..... 49 - 51  
 Pipettes, Piston-operated pipettes ..... 28, 29  
 Piston-operated pipettes ..... 28, 29  
 Plastic stand for VITLAB® TA ..... 17  
 Powder funnels, PP ..... 103  
 PTFE-tape ..... 108

**R**

Reagent bottles, opaque, PP, wide mouth ..... 82  
 Reagent bottles, PP ..... 81 - 82  
 Reagent reservoir ..... 32  
 Reagent tube racks ..... 96, 97  
 Recirculation valve for VITLAB® TA ..... 17  
 Round-bottom flask stand ..... 119  
 Round-bottom flasks, PFA ..... 119

**S**

Safety wash bottles, VITsafe™ ..... 62 - 64  
 Sample containers ..... 87 - 89  
 Sample containers ..... 87 - 89  
 Sample containers, PE-HD ..... 87  
 Sample containers, PE-LD ..... 88  
 Sample containers, PFA ..... 87  
 Sample containers, PP ..... 88  
 Sample containers, PP ..... 88  
 Sample tubes, PFA ..... 90  
 Scoops ..... 100, 101  
 Scoops, PE-HD ..... 101  
 Screw caps, PFA ..... 84  
 Screw caps, PP ..... 84  
 Sealing tape, PTFE ..... 108  
 Sedimentation cone, SAN ..... 118  
 Sedimentation rack ..... 118  
 Slide storage box, PS ..... 122, 123  
 Spatula ..... 108  
 Spatula spoon ..... 108  
 Spatula spoon ..... 108  
 Spray bottles ..... 70  
 Staining chamber for slides, POM ..... 123  
 Staining insert, PP ..... 124  
 Staining jar for slides, POM ..... 123  
 Staining jar, PMP ..... 124  
 Staining rack for slides, POM ..... 123  
 Standard joint funnels, PP ..... 102  
 Standard joint stoppers, PP ..... 83  
 Stirring rod, PP ..... 114  
 Stopper, PP, Standard joint ..... 83  
 Storage bottles, PE-HD, with tap ..... 85  
 Storage bottles, PE-HD, without tap ..... 85  
 Storage boxes for slides, PS ..... 122, 123  
 Support for separatory funnels ..... 117

**T**

Tap for storage bottles, PP ..... 85  
 Telescopic filling tube for VITLAB® continuous E/RS ..... 24  
 Telescopic filling tube for VITLAB® TA ..... 18

Threaded bottles for VITLAB® continuous E/RS ..... 23  
 Tip-Box 5/10 ml ..... 31  
 Tip-Box N ..... 31  
 Transport container, PE-HD ..... 95  
 Tubing connectors ..... 104 - 106

**U**

Urbanti funnels, PMP ..... 116  
 Urine bottles, PP and PC ..... 86

**V**

Valve for desiccators ..... 122  
 VENT-CAP wash bottle caps ..... 65  
 VITLAB maneus® ..... 35  
 VITLAB maneus® pipette helper ..... 35  
 VITLAB pipeo® ..... 34  
 VITLAB pipeo® pipette helper ..... 34  
 VITLAB® continuous bottle-top burette ..... 22  
 VITLAB® continuous burette ..... 22  
 VITLAB® continuous E/RS ..... 22  
 VITLAB® Dr. Schilling burettes ..... 25  
 VITLAB® Dr. Schilling burettes ..... 25  
 VITLAB® genius ..... 12  
 VITLAB® genius bottle-top dispenser ..... 12  
 VITLAB® genius dispensers ..... 12  
 VITLAB® micropipette -8/-12 ..... 29  
 VITLAB® micropipettes ..... 28  
 VITLAB® opaque volumetric flasks, PMP, Class A ..... 41  
 VITLAB® piccolo ..... 19  
 VITLAB® piccolo bottle-top dispenser ..... 19  
 VITLAB® piccolo dispensers ..... 19  
 VITLAB® simplex ..... 13  
 VITLAB® simplex bottle-top dispenser ..... 13  
 VITLAB® simplex dispensers ..... 13  
 VITLAB® TA ..... 16  
 VITLAB® TA bottle-top dispenser ..... 16  
 VITLAB® TA dispensers ..... 16  
 VITsafe™ safety wash bottles, narrow-mouth ..... 63  
 VITsafe™ safety wash bottles, wide-mouth ..... 64  
 Volumetric flasks, PFA, Class A ..... 40  
 Volumetric flasks, PMP, Class A ..... 42  
 Volumetric flasks, PMP, Class B ..... 43  
 Volumetric flasks, PP, Class B ..... 44  
 Volumetric pipettes ..... 49, 50

**W**

Wash bottle caps, PP ..... 68  
 Wash bottle caps, VENT-CAP ..... 65  
 Wash bottles with an integrated spray insert, PE-LD ..... 68  
 Wash bottles with imprint, PE-LD/PP ..... 65  
 Wash-bottles ..... 62 - 68  
 Wash-bottles, PE-LD ..... 68  
 Wash-bottles, PE-LD/PP ..... 67  
 Wash-bottles, PP ..... 66  
 Wash-bottles, VITsafe™ ..... 62 - 64  
 Watch glasses, PP ..... 91  
 Watch glasses, PTFE ..... 91  
 Water flow stopcocks ..... 107  
 Water-jet pump, PP ..... 115  
 Weighing jars, PP ..... 89  
 Wide-mouth bottles ..... 76 - 80  
 Wide-mouth bottles, PE-HD ..... 77  
 Wide-mouth bottles, PE-HD ..... 79  
 Wide-mouth bottles, PE-HD, brown ..... 77  
 Wide-mouth bottles, PE-LD ..... 79  
 Wide-mouth bottles, PE-LD, with eye closure ..... 80  
 Wide-mouth bottles, PFA ..... 76  
 Wide-mouth bottles, PP ..... 78





# General Terms and Conditions of VITLAB GmbH

## 1. General

- (Applicability) These General Terms and Conditions only apply to contractual relations with entrepreneurs (Sec. 14 German Civil Code).
- (Conflicting business conditions, written form and contract language) These General Terms and Conditions shall apply to all contracts, including all future contracts with the Customer. Other conditions shall not become a part of the contract even if we do not expressly object to such conditions. Customer may claim validity of additional agreements only before or upon conclusion of the contract and only on our immediate written confirmation. Renunciation of the written form is only possible in writing. The contract language shall be German or English.
- (Offers, right to make changes) Our offers are subject to confirmation. We reserve the right to make technical improvements to our products.
- (Recording of data) We may store and process relevant contract data in our EDP systems.
- (Offset and retention) The Customer shall not be entitled to offset his claims against any other claims but those which are acknowledged, uncontested or final. Furthermore the Customer may offset counter-claims based on a right to refuse performance (Sec. 320 German Civil Code) if those claims are for the payment of a sum of money.
- (Rush orders/small orders) Orders having a value of less than 100 euros are subject to a minimum order surcharge of 20 euros. Delivery is normally in packing units as per our valid price list. For deliveries effected within five working days or for order values up to 500 euros, we reserve the right to ship and invoice immediately waiving the requirement for an order confirmation.
- (Place of jurisdiction) The place of jurisdiction shall be the court responsible for our domicile in Aschaffenburg, Germany. We are also entitled to appeal to the court responsible for our Customer's domicile. Furthermore, we as Plaintiffs have the right to call upon the arbitral tribunal at the Chamber of Industry and Commerce in Frankfurt am Main. In this case, the arbitral tribunal conclusively decides the legal dispute in accordance with the ICC Rules of Arbitration excluding the due legal process. The initiation of legal dunning proceedings does not imply the exercise of our right to choose the plan of jurisdiction. It is in no way admissible.
- German law is applicable, to the exclusion of the 'UN Convention on Contracts for the International Sale of Goods', CISG, and the rules of Conflict Laws.

## 2. Delivery

- Place of performance shall be our factory in Grossostheim, Germany. Customer assumes all responsibilities and all risks shall be deemed to be transferred to the Customer when the shipment leaves the ramp in our factory. This shall also apply to partial deliveries, deliveries to a consignment location and all deliveries where we have agreed to provide additional services such as freight forwarding, packing, exportation and installation.
- Should we have accepted a call or blanket order, the Customer shall be obligated to request delivery of the entire order quantity within 6 months from the order date.
- Should there be any delay in the Customer's acceptance of a shipment we may, at our own discretion, have the products stored at Customer's expense or, after providing a warning and setting a deadline, sell the products for the Customer's account.

## 3. Delivery period, Delay

- Indicated delivery periods are ex works. Delivery deadline shall commence upon Customer's receipt of our order confirmation and after settlement of all technical questions and after we have received all necessary documents, such as diagrams, permits, Customer required releases and all previously agreed upon advances and payments. The delivery deadline is deemed to have been met if the shipment has been declared ready for delivery prior to the expiration of the delivery deadline. All deliveries are subject to the punctual delivery of required materials from our suppliers.
- Force Majeure, strikes, lockouts, operating breakdowns, shortages of raw materials or means of production for which we are not responsible, including delayed deliveries or failure to deliver by upstream suppliers, shall extend the delivery period accordingly and shall release us from our obligation to deliver if delivery becomes impossible as a result thereof. We are considered not to be responsible for the aforementioned circumstances, even where they occur during an existing delay. The same applies in case of additional or amended services requested by the Customer.
- Our deliveries shall not be deemed to be in default unless the Customer has provided us with a written warning and after an indicated reasonable grace period has elapsed.
- In the case of requested damages for delivery delays, our liability for damage compensation shall be limited to 10% of the value of our delayed delivery or service. The limitation does not apply in the case of willful intent, gross negligence and/or damage to life, body or health. The Customer shall be obligated to promptly notify us in writing of any consequences of delay in delivery or service.

## 4. Prices, Terms of Payment

- Prices quoted shall be ex works and do not include VAT, if applicable. Charges for packaging, freight and insurance shall be at the Customer's expense. All prices are understood to be exclusive of costs for returning, recycling and disposal of used equipment returned to us for disposal.
- Invoices shall be paid in full, without deductions and must be credited to our bank account in EURO (€) immediately or by the due date indicated on the invoice. Receipt of payment is applicable. We shall accept bills of exchange or checks only on account of performance and at the Customer's expense.
- We retain, at our sole discretion, the right at any time to deny any extension of credit to either new or existing customers and/or to request payment in full in advance of any shipment.
- If the period between conclusion of the contract and delivery is longer than four months, we reserve the right to demand an extra charge at our discretion, corresponding to our cost increase.
- Duly authorized returns of products free of defects are subject to an inspection- and processing fee of 15% of the invoiced value (10 euros minimum).
- Should the Customer be in default of our payment terms, payment of all of our receivables shall be immediately due in full and we shall not be obligated to make any further deliveries regardless of the terms prescribed in current delivery contracts.
- Should the Customer be in default of payment, default interest on arrears at a rate legally applicable shall be due and payable. The assertion of a higher claim for damages caused by default remains unaffected.
- We reserve the right to offset accounts payable to the Customer, such as credit notes, against our claims against the Customer.

## 5. Retention of Title and Assignment of Future Claims

- Products delivered shall remain our property until the complete and unconditional payment of all of our claims against the Customer. Should there exist any further claims against the Customer, we reserve our proprietary rights until Customer's complete payment of these claims.
- The Customer shall neither consume products nor merge nor inseparably connect products subject to retention of title with other objects, which a third party may have rights to. If products subject to retention of title, however, become a component of a new object (e.g. through the connection with other objects), then we shall be a direct proportional co-owner of this object even if it constitutes a new legal entity. Our proportion of co-ownership shall be based on the relation of the invoice value of the conditional products to the value of the new object at the time of the connection.
- The Customer may resell the products subject to retention of title in his due course of business as long as his claims from the resale have not been assigned, hypothecated or otherwise encumbered.
- The Customer shall herewith assign to us in advance as collateral any claims against his customers from the resale of the products subject to retention of title (see clause 5.3) and/or new objects (see clause 5.2) in the amount of our invoice for the products subject to retention of title. If the Customer is not in default of payment for the products subject to retention of title, he may collect the assigned claims in his due course of business. However, he may only use the proportional proceeds for the payment of our products subject to retention of title.
- Upon the Customer's request, we shall release collateral at our sole discretion, if and to the degree that the nominal value of the collateral exceeds 120 percent of the nominal value of our open debt claims against the Customer.
- The Customer is required to immediately inform us of any distress, confiscation or any other disposition of a third party with regard to the products subject to retention of title or the products co-owned by us.
- If any monetary instrument should be returned to us for insufficient funds, if debit requests or direct debit authorizations are not carried out or are retroactively cancelled, or if the Customer or the end user becomes insolvent, Customer shall lose all rights as per clause 5.3 above. The Customer must immediately notify any subsequent purchaser of our extended retention of title. He may only use the proportional proceeds, which are based on the assignment, for the payment of the products delivered.

- In case of default of payment or those cases covered in clause 5.7, we shall be authorized to withdraw from the contract, and/or to demand the return of any products subject to retention of title being in the possession of the Customer and/or to directly collect the assigned claims (see clause 5.4). In order to determine our rights, we reserve the right to have the Customer's documents and books concerning our reserved rights examined by a person who is subject to the professional duty of confidentiality.

## 6. Warranty, Limitation of Liability

- We warrant that our products are free from defects in materials and workmanship (under normal conditions of use and service) at the time of the transfer of risk. The required characteristics, shelf life and use of our products are based solely on the written contractual specification, product description and/or operating instructions. Any information beyond this and in particular in preliminary discussions, advertisement and/or referenced industrial standards shall only become a part of the contract if they are expressly referenced in writing.
- If the Customer requires the products for purposes other than those agreed, Customer must check before use if the products are especially suitable for such purposes - including all aspects pertaining to product safety - and Customer is required to ensure that products comply with all relevant technical, legal and official regulations and requirements. We shall not be liable for the fitness of our products for any application not expressly confirmed by us in writing. Further we shall not be liable for the accuracy of designs, specifications or materials furnished or specified by the Customer and thus have no particular testing obligation. The observation of safety-related and occupational health regulations depends on the place and conditions of the product's use. The observation of these regulations is, therefore, the responsibility of the Customer.
- The consequences of normal wear and tear of wearing parts such as pistons, seals, valves, and the breakage of glass, plastic or ceramic parts are excluded from this warranty. The warranty does also not apply for the consequences of improper handling, use, servicing or operation of the products or the consequences of chemical, electrochemical or electrical influences or the failure to follow the instructions in the operating instructions.
- The exclusive initial remedy of Customer in the event of a justified deficiency claim is the replacement or repair (at our sole discretion) of any defective product. Any additional warranty claims shall only exist due to rejection, impossibility or failure of said subsequent performance. Additional expenses, resulting from the fact that the goods have been relocated from the initial place of delivery, shall be borne by the Customer.
- The Customer shall be obliged to promptly and carefully check incoming products - also for product safety - and to notify us of any apparent deficiencies in writing, and of any hidden defects as soon as they become apparent. The Customer must notify the carrier immediately of any transport damage. Non-observation of the obligation to check and give notice of defects will void any and all warranty claims for those deficiencies.
- Our liability for slight negligence is limited to claims owing to injury to life, the body or the health, to claims from product liability as well as claims from the culpable breach of essential contractual duties, through which the contract is endangered. Incidentally, our liability for slightly negligent breach of essential contractual duties is limited to the typically incurring damages which we could have foreseen when the contract was concluded.
- If the Customer uses the delivered products with materials that are harmful to the environment, poisonous, radioactive or dangerous in any other way, Customer shall be obliged to clean them prior to any return shipment. All cleaning, decontamination, and disposal costs shall be the sole responsibility of Customer.

## 7. Warranty period, Limitation of Actions

- The warranty period for all our products shall be one year and starts at the time of delivery of products to the Customer. The same shall apply to claims for damages irrespective of legal basis. The period of limitations of Sec. 438, paragraph 1, no. 1 and 2, Sec. 479, paragraph 1 and Sec. 634a, paragraph 1, no. 2 of the German Civil Code remain unaffected. Any of the above limitations and/or exclusions of remedies or damages shall not apply to claims according to malicious non-disclosure of a defect, to product liability and for damages from injury to life, the body or the health and for other damages, which are due to willful intent or gross negligence.

## 8. Software use

- As far as software is contained in the delivery, the Customer will be granted the non-exclusive right to use the software delivered including its documentation. Use of the software on more than one system is prohibited.
- The Customer may only copy, transfer or translate the software in a legally acceptable scope (Sec. 69a ff. German Copyright Law (UrhG)) or convert from the object code into the source code. The Customer is obliged to not remove our and/or the Software Supplier's instructions, especially copyright entries, or to change them without our prior permission.
- All remaining rights to the software and the documentation thereof, including copies, remain with us and/or Software Supplier. Granting of sublicenses is strictly forbidden.

## 9. Installation

- Installation costs shall be invoiced monthly. Fixed installation prices shall apply to the installation work as agreed upon. In other cases our actual price list for installation and service shall apply.
- As far as required the Customer shall be responsible for providing the following at his own expense: lighting, motive power, compressed air, water, electrical power for welding, heating including any required connections, electrical installations for the connection of the products delivered by us, the required devices (e.g., hoisting equipment), a lockable room for storing material, tools and clothing during the installation.

## 10. Spare Parts, Maintenance/Repair and Calibration

- For spare parts, maintenance, repair and calibration services our current repair and replacement price list shall apply.
- In case we have an obligation to maintain/deliver spare parts, the obligation shall be limited to a period of five years from the date of delivery of the products. As far as spare parts are not manufactured by us or are no longer available on the market, e.g. electrical components, or as far as raw materials required for spare part production are no longer available, our obligation to supply spare parts shall be void.
- For calibration and servicing normally disposables from our production lines shall be used.
- Any servicing and/or calibration service shall only be performed upon presentation of a proper and duly signed declaration on the absence of health hazards.
- For service values up to 50 Euros we reserve the right to service/repair without providing a separate cost estimate.

## 11. Legal reservation, Industrial proprietary rights, secrecy

- We reserve ownership in any of the tools, moulds, samples, diagrams, commercial or technical documents produced or provided by us as well as all copyrights, proprietary and intellectual property rights in any such item. This also applies if the corresponding costs are wholly or partly borne by the Customer. The Customer may use any of the above only as agreed to in writing. The Customer may neither manufacture nor have manufactured subjects of this agreement without our prior written approval.
- If we deliver products according to designs or other requirements specified by the Customer (models, samples etc.), the Customer shall be liable by default for eventual infringements of industrial property rights or other rights of third parties by manufacturing and delivery of such products. He shall be obligated by default to provide compensation for all damages resulting from such legal infringements.
- All information acquired through the business relationship with us which is not deemed to be public knowledge shall be deemed proprietary and may not be disclosed to any third party.

Status as of: March 2012

**VITLAB GmbH**

Linus-Pauling-Str. 1  
63762 Grossostheim

Germany

tel: +49 (0) 6026 9 77 99-0

fax: +49 (0) 6026 9 77 99-30

e-mail: [info@vitlab.de](mailto:info@vitlab.de)

[www.vitlab.de](http://www.vitlab.de)

**USt.-IdNr. / VAT REG NO**

DE 1116669 59

WEEE-Reg.-Nr. DE 30031601

**Banking details**

Sparkasse Aschaffenburg

Postbank Frankfurt

Commerzbank AG

Deutsche Bank AG

**Account numbers**

31 5

40 00 16 06

30 99 40 40 0

01 05 61 9

BLZ 795 500 00

BLZ 500 100 60

BLZ 790 800 52

BLZ 508 700 05

**IBAN**

DE91 7955 0000 0000 0003 15

DE71 5001 0060 0040 0016 06

DE63 7908 0052 0309 9404 00

DE49 5087 0005 0010 5619 00

**SWIFT-BIC**

BYLA DE M1 ASA

PBNK DE FF

DRES DE FF 790

DEUT DE FF 508